



2009

DESIGN
source international

PRICE GUIDE



Preserving the Environment from Design to Distribution



OUR TRACK RECORD IS IMPRESSIVE

Office Furniture Group, currently recycles 96% of the waste materials it generates each year.

We are constantly looking for new ways to reduce, reuse and recycle waste.

Every year we adopt new technologies that will divert more waste away from landfills and toward useful applications.

GREEN - MISSION STATEMENT

- Utilization of air admittance venting as opposed to fan and A/C specific.
- Equipment which employs noise pollution controls.
- Utilization of the 3 T's - Turn it off, Turn it down, Turn it in.
- Implementation of Lean Manufacturing to eliminate overall waste.
- Utilization and strategic relationships with businesses, which supply energy efficient machinery. This extends into the office and cafeteria regarding appliances, office equipment and computer equipment.
- Containment and turn key removal of Dust Collection system.
- Preventive Maintenance Program to optimize equipment and building performance.
- 95% of our assembly processes utilize mechanical fastening as opposed to chemical fastening.
- No process generates CFC's, VCM's, VOC's etc. Zero volatiles into the plant and atmosphere.
- A functioning and active Joint Health and Safety Committee promotes a climate for healthy work and lifestyle environments.
- Our inventory management program reduces emissions created by transportation related to goods which are inbound and out bound from manufacturing facility.
- The manufacturing facility does not contain nor generate any Designated Substance.
- We implement the process of re-manufacturing which embraces the restoration of worn products or equipment for extended service.
- Through Teamwork our Process Layout is reviewed to benefit flow, throughput and ultimately energy conservation.
- We continue to work with our Vendors on leading edge organic based products versus the conventional roles of petroleum based products.
- Packaging designs are frequently reviewed to optimize space, price and minimize the amounts of waste generated.



At Office Furniture Group, manufacturers of office furniture, our Environmental Management has worked diligently for many years on waste reduction programs.

WHAT WE ARE CURRENTLY RECYCLING:

Wood Scrap	96%
Foam	96%
Cardboard	96%
Fine Paper	96%
Leather	96%
Steel	96%

Office Furniture Group utilizes certified, environmentally preferable product (Specification CPA 1-02). These products are 99% recycled and recovered content. Specifications include 100% recycled and/or recovered fibers that conforms to both ANSI 208.1 Table A and HUD 24 CFR Part 3280 Formaldehyde Emission requirements for particleboard.

The environment is an issue taken most seriously. We demand it from ourselves and from our suppliers. Our objective is to be "My Earth Friendly", and to contribute to a "Green Future" by what we can accomplish today. The ultimate goal is to eliminate waste materials resulting from manufacturing, production and office operations. Reducing the amount of packaging materials used, begins with Office Furniture Group's packaging experts who ensure safe delivery of furniture and use the minimum amount of packaging material necessary. The highest possible percentage of recycled and recyclable material is used in design packages.

WASTE REDUCTION PLAN

- reduce disposable packaging, use returnable packaging for many of the materials used in the manufacturing process.
- use packaging materials that are recyclable
- recycle solvents used in the manufacturing process.
- prevent, reduce, or eliminate manufactured-related emission, know as volatile organic compounds, free glues. These chemicals are found in many paints, adhesives and cleaning solvents.
- work with suppliers worldwide to identify additional opportunities for implementing reusable packaging programs.
- extend life cycle by designing furniture to provide many years of service and many products backed by lifetime warranties.

But there is still more work to be done.

Environmental preservation is an integral part of our company's philosophy, affecting every aspect of production from design and product development through manufacturing and distribution. Office Furniture Group is committed to finding more ways to reduce, reuse, and recycle.

WHY? - ITS THE RIGHT THING TO DO!



5 DAY EXPRESS Terms & Conditions

QUANTITY LIMITATIONS

The 5 DAY EXPRESS Program accepts orders up to 30 pieces, either 30 of the same model or 30 different models. For orders over 30 pieces, add one (1) manufacturing day for each additional 10 pieces.

ORDERING INFORMATION

Clearly specify the order as 5 DAY EXPRESS to avoid any delays. Orders not specified as 5 DAY EXPRESS will be processed as regular orders.

ORDER DELAYS

Any account on HOLD will not qualify for the 5 DAY EXPRESS Program until account discrepancies are resolved.

CHANGES AND CANCELLATIONS

Changes and/or cancellations can **NOT be accepted** once an order is placed.

Symbol Identification



Look for this symbol. Adjacent product is suitable for courier shipments.



Adjacent product is available as part of our 5 Day Express Program. Products manufactured and ready for shipment within 5 working days from date of order entry.



Limited Lifetime Warranty



This Product is Design Registered

While every effort was made to ensure the accuracy of information contained in this Price List at the time of publication, we cannot accept responsibility for inaccuracies resulting from printing errors or omissions. We reserve the right to make product improvements and price changes without notice. Design Source International, is a registered trademark.

© Copyright 2009 Office Furniture Group. All Rights Reserved.

Trademarks of Design Source International: these products may be covered by one or more issued Patents or Trademarks, or Patent Pending, or Trademark applications, in North America or Internationally.

C O N T E N T S

Page	<hr/>	
2-3	Terms and Conditions	
4	Warranty Program	
5	COM Customer Supplied Fabric	
6	Mechanism Styles	
7	Mechanism Functions	
8	Base / Caster Selection	
9	Arms / Accessories Selection	
10	Adjustable Lumbar Support	
11	Express Planner / Chair Safety Guidelines	
12-13	Sofa/Guest Reception Seating Specifications	
	<hr/>	
14-23	Guest/Reception Seating	
	<hr/>	
Page	Chair Name	Chair Code
	<hr/>	
24-25	Choice S.M.L.	10SSD / 10MMD / 10LLD
26	Elite	1005 / 1000 / 1001 / 1002
27	Prime	1900 / 1901 / 1902
28-29	Eclipse	2400 / 2401
30-31	Legacy	2500 / 2501 / 2502
32-33	Neptune	2600 / 2601 / 2602
34-35	Cassio	2700 / 2701 / 2702
36	Cassio Headrest	2705
37	Accura	2745 / 2740 / 2741
38-39	Avante	2900 / 2901 2902
40	Coronet Management	3040 / 3041 / 3042
41	Swivel Stool	3508 / 3608
42-43	Duro	3600 / 3601 / 3604 / 3602
44	Curvy Ergonomic	3700 / 3701
45	Curvy Management	3700 / 3701 / 3702
46	Carina	8200 / 8201 / 8202
47	Centaur	8300 / 8301 / 8302
48	Astra	8801 / 8808
49	Mode / Monterey	9002/9001 / 9200
50	Vista Stacking	9241 / 9341
51	Vista Bar Stool	9241 / 9341
52	Ergonomic Chair Features	



Member of Office Furniture Group
Serving the Industry since 1979



ofgo.com

general information

Design Source International's products are only available under Design Source International's terms and conditions of sale. The aforementioned terms and conditions of sale may be modified solely by Design Source International's management through the use of a written contract.

price and payment

Prices listed are F.O.B. at our point of distribution in the USA and Canada. Prices shown in this document refer to Canadian dollars for Canadian dealers, and to US dollars for US and international dealers. All merchandise will be invoiced at prices prevailing at the time of shipment. If an order date is 90 or more days prior to a shipping date then Design Source International reserves the right to apply current list prices retroactively to an order. List prices serve solely as a guideline and are subject to change without notice at any time. Design Source International will attempt to inform Purchasers of any changes that occur. Prices do not include the cost of any taxes. All taxes are extra. For sales outside North America all applicable taxes and/or duties are the responsibility of the Purchaser. Purchaser's claiming tax exemptions must provide all necessary documentation to Design Source International on the order date.

terms

All orders are C.O.D. unless open terms/credit has been established. All merchandise is invoiced at the time of shipment and payment is due 30 days following the date of the invoice. 2% interest per month will be charged on all overdue accounts. All merchandise is the sole property of Design Source International until an order has been completely paid for.

ordering information

To avoid errors, we request that all purchases be confirmed in writing. Each written order received by Design Source International will be recognized and an acknowledgement form governing the transaction will be sent out. The acknowledgment form will describe the items to be shipped and the approximate "ready date". The purchaser must confirm all phone orders in writing within 24 hours. The accuracy of information sent to Design Source International by the Purchaser is the sole responsibility of the Purchaser. In addition, the accuracy of the acknowledgement information sent to the Purchaser by Design Source International is also the sole responsibility of the Purchaser. In the event of inaccuracies, Design Source International must be notified without delay by telephone and in writing. Orders containing known inaccuracies will only be queued for manufacture when accurate information is received. Design Source International will not be responsible for errors on orders unless they are supported by written purchase order/confirmation.

When placing an order, please specify the following information:

1. Purchase Order Number
2. Bill and Ship to address
3. Quantity
4. Model Numbers

changes and cancellations

Acknowledgement of all orders are sent to customers within 24-48 hours of receipt of order. After this acknowledgement is processed, **an order cannot be modified or cancelled** by the Purchaser without the written authorization of Design Source International.

Acknowledgement of verbal orders are sent to customers within 24-48 hours of receipt of order. Design Source International will not be responsible for any errors that

occur on verbal orders after 24 hours from time the acknowledgement has been sent to the customer. Design Source International requests that the customer check all acknowledgements for accuracy.

Once production has started, no modifications or cancellations are possible for special orders, C.O.M. and fabric covered items. Fabric covered items are in production once they are entered into the cutting queue. For regular items that are already in production, a 35% cancellation fee is applicable.

errors and omissions

Invoices, order confirmations, and quotations are subject to corrections for any errors and omissions.

paint finishes

Painted frames are in standard color, other colors may be available with an upcharge, subject to quantity. Color limitations may apply.

finishes - seating products

Non-standard wood finishes are available with Design Source International. Prior color sample approval and a 15% upcharge per item will apply, or a minimum upcharge of \$200.00 net, whichever is greater. Design Source International must consent to any custom wood finishes prior to committing itself to any orders received.

covering material-seating products (C.O.M.-customer own material)

All use of C.O.M. should receive signed approval from Design Source International. To receive signed approval, please complete and send the C.O.M Supply Fabric form to Office Furniture Group's head office.

Design Source International shall have no responsibility for condition, quality, performance, physical properties or any other aspect of COM. The Purchaser is responsible for ensuring the COM fabric is certified to meet all flame retardant requirements. Design Source International assumes no responsibility for the COM appearance, color-fastness, flammability, durability, or any other COM fabric quality standards. All excess COM yardage will be disposed by Design Source International.

C.O.M. fabric orders are not subject to cancellation or returns under any circumstances after the acknowledgment of the order has been made. All C.O.M. fabric must be shipped to Design Source International prepaid and must be clearly identified showing the purchase order reference and the item number that the fabric is required for. If C.O.M is difficult to apply or modifications on the product are requested, additional charges may apply. C.O.M. material must be shipped promptly to Design Source International and Design Source International must be compensated fully for all duties incurred. If C.O.M material is not provided in adequate quantities it will be Design Source International's right to extend delivery date until such remaining C.O.M fabrics are received. If an additional duty is applied after shipment has been made the Purchaser will be charged back for additional costs. C.O.M shipments must be clearly marked with appropriate order number and the specific product for which C.O.M use is intended. Quality of C.O.M. applied to finished goods is the sole responsibility of the purchaser and the normal Design Source International product warranty does not apply to C.O. M. products.

fabric grading

Fabric, Vinyl, and Leather - Seating Products.

Products are priced according to their fabric grade, lower grade fabrics are available at Grade 3 pricing. Each model has a different price listed for each upholstery grade available. Prices are defined by yardage and/or meters.

yardage / meters

Standard required fabric have widths of 54in/137.1cm for seating and 66in /167.6cm for panels.

delays

Design Source International will show on all acknowledgements the expected "ready-date" which is an estimate at the time the order is acknowledged. Design Source International will not incur any obligation or liability to purchaser for failure to honor the "ready-date", and shall not be responsible for any loss or damage resulting from any unforeseen delay beyond our reasonable control.

suspension

If the Purchaser neglects to furnish Design Source International with any required compensation, monetary or otherwise, Design Source International will retain the prerogative to suspend all pending shipments to the Purchaser until appropriate compensation is received. If Design Source International believes the financial solvency of the Purchaser is questionable then Design Source International retains the prerogative to suspend all pending shipments to the Purchaser until it is satisfied that the Purchaser is financially solvent and that payment will be received.

shipping

The Purchaser must specify choice of carrier at the time of order. In the event that the Purchaser has not specified a carrier, Design Source International reserves the right to select the carrier to deliver the goods.

The method and route taken in the shipping of goods to the Purchaser shall be determined by the Purchaser. If the Purchaser fails to appropriately specify the shipping method and route then Design Source International will use a method and route that it deems effective.

shipping weight and cube

Shipping weights and cubes are approximate, and may vary slightly.

service

For all service requests, contact Design Source International's customer service department for assistance at 800-374-3375 or info@ofgo.com.

returns

All returns must be authorized in writing by Design Source International's head office and are subject to a minimum 35% re-stocking charge. Returned goods must be returned to Design Source International in the same good condition in which they were originally shipped. The permission and shipping instructions of Design Source International are required for each return before any return is accepted by Design Source International. Credit will not be authorized and issued if goods are not in new and resellable condition. No returns will be accepted on special order items. Design Source International retains the prerogative to refuse any returns for which written permission was not attained from Design Source International.

claims

Design Source International is not responsible for damages incurred during storage or in transit. The carrier will sign goods received in what appears to be a satisfactory condition. All shipments should be carefully inspected by the Purchaser prior to being accepted from the carrier as our liability ends when the carrier signs our delivery slip at the time of pick up, acknowledging that the merchandise being transported has been received in good condition. The Purchaser is solely responsible for claiming

damages from the carrier for any and all occurrences and types of damage that are incurred during the transport of goods. Claims for damages should be filed with the carrier immediately. All instances of mistakes, flaws, or insufficient parts must be reported to Design Source International in a written statement within fifteen (15) calendar days of delivery to the Purchaser. After fifteen (15) days, the delivered goods will be considered accepted and all claims of mistakes, flaws, or insufficient parts will be relinquished.

offer of sale

If a conflict of difference arises between prices found in the order confirmation and prices printed in the price list, the order confirmation shall prevail.

changes / modifications / improvement to product line

Design Source International reserves the right to make improvements and/or changes in prices, design, colors, material and packaging without prior notice.

copyright

Literature, price lists, drawings, photographs and other miscellaneous printed material are all protected by copyright. All rights reserved.

ownership of advertising materials

All catalogs, price lists, drawings, photographs, signs, point of sale materials, binders, and other miscellaneous printed material remain the property of Design Source International or its marketing agencies and must be returned within one week of written request. Possession of catalogs, price lists and other miscellaneous printed material shall not imply Design Source International's willingness to sell to the holder of such material, and shall not be considered as an offer to sell to the holder of such materials.

trademarks

Trademarks of Design Source International: these products may be covered by one or more issued Patents or Trademarks, or Patent Pending, or Trademark applications, in North America or Internationally.

designs

Design Registrations, Design Patents and/or Patents protect many of the products produced by Design Source International. Designs and specifications are subject to change, discontinuance or additions without notice.

disclaimer

Goods displayed in this price list are Design Source International standard products. Measurements are displayed in Imperial and Metric sizes serving solely as approximations for the convenience of the Purchaser. All weights and sizes displayed are approximations and are subject to modification. All prices displayed constitute present Design Source International suggested pricing. Any and all duties and taxes that may apply to Design Source International products are not included in the list prices and will incur additional charges. All information, including but not limited to pricing, descriptive text, dimensions, and weight, and may be modified at any time without the provision of notice. Errors and inappropriately omitted information are liable to corrective adjustment at any time without the provision of notice.

Any information or suggestions concerning applications, specifications or compliance with codes, and standards is provided solely for your convenient reference and without any representation as to accuracy or suitability. Design Source International disclaims any legal responsibility. Design Source International reserves the right to change the Terms and Conditions in the Price List without notice.

Design Source International warrants to their authorized dealer, or the original purchaser that all manufactured products to be free of defects in materials and workmanship from date of shipment.

Design Source International agrees to repair and or replace any component which upon inspection proves to be original, unaltered and defective upon proof of purchase (which is to include the original invoice from the authorized dealer). This document is the only proof of purchase that Design Source International will accept in order to proceed with any claim.

Design Source International will not be liable for consequential or incidental damages that may arise from a claim of defective workmanship, components and product.

Design Source International warranty does not include C.O.M. fabric (Customer Own Material).

Design Source International obligation under this warranty is limited to the replacement cost of parts. Design Source International warranty does not apply to products affected as a result of any form of neglect, alteration, customization, normal wear and tear, color-fastness or matching of colors, or damage caused during storage, mishandling, intentional abuse, fire, flood, transportation, natural disaster, or any application to which the furniture was not clearly intended, or used and installed, other than in accordance with written instructions or warning. Design Source International warranty does not apply to natural variations in wood or other materials and these variations will not be considered defects by manufacturer. Design Source International warranty does not extend to labor, delivery, and/or to installation costs and applies only to the United States and Canada.

Design Source International obligation under this warranty is limited to the replacement cost of parts. Design Source International warranty is for normal commercial use only and does not apply for products used for rental purposes.

Limitation on the Length of Warranty

Wood and synthetic parts, casters, bases, arms, adjustable lumbar, stacking chairs and mechanisms, pneumatic cylinders - 5 Years.

Fabric, leather, and vinyl - 3 Years

Non-moving metal components - 15 Years.

Design Source International warranty is based on a standard forty hour work week, eight hour single shift work day, for users weighing up to 250lbs/114Kgs.

Design, simplicity and functionality performance

Ergonomics, competitive pricing and value built-in.

Strength and Stability.

Express Program.

Quality assurance.

Warranty for life

Design Source International is the solution.



115 Cidermill Avenue
Concord, Ontario
L4K 4G5
Canada

P. 905-669-1357 / 800-374-3375

F.905-669-5564 / 800-329-9374

Email. info@ofgo.com

www.ofgo.com



Should Purchaser request a fabric not standard to Design Source International's fabric selection, Purchaser may tender sample yardage prior to submission of an order. Design Source International will determine whether fabric is suitable to the manufacturing process. An additional charge may apply to cover the cost of cutting unusual or directional patterns. Design Source International shall have no responsibility for condition, quality, performance, physical properties or any other

aspect of COM. The Purchaser is responsible for ensuring the COM fabric is certified to meet all flame retardant requirements. Design Source International assumes no responsibility for the COM appearance, color-fastness, flammability, durability, or any other COM fabric quality standards. All excess COM yardage will be disposed by Design Source International.

COM Ordering Procedure

1. Before placing an order purchaser may supply a sample of the COM fabric for Design Source International to appraise and approve. Please copy this form and send with sample fabric for inspection.
2. For basic solid colored fabric, purchaser may supply a sample of the fabric large enough to appraise. If it is a patterned fabric, please be sure the sample is large enough to show the repeat pattern.
3. Attach a sample of the fabric in the space provided, clearly showing the direction of the fabric, either vertically or horizontally.
4. Complete the information at the bottom portion of this form in detail.
5. Design Source International reserves the right to reject any COM fabric deemed inappropriate.

TOP OF CHAIR, SOFA, or PANEL

Please attach a 5in/127mm x 4in/102mm fabric swatch in the direction it should be applied to the chair, sofa, or panel.

Purchase Company Name and Address: _____

Contact Person: _____

Telephone / Fax Number / Email: _____

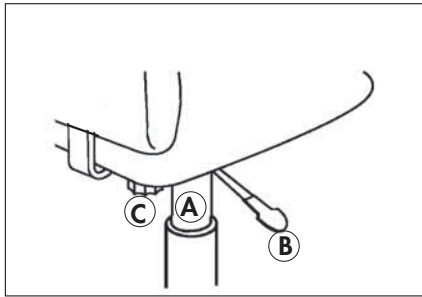
Fabric Manufacturer: _____

Fabric Number and Color: _____

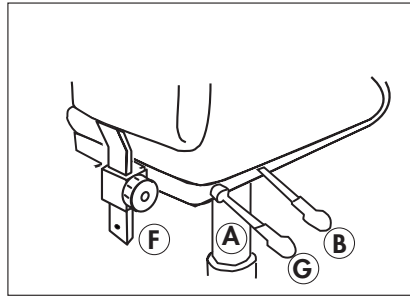
Length / Size of Repeat Pattern: _____

P.O. Number (if available): _____

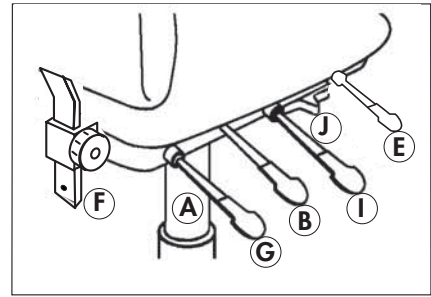
Special Details: _____



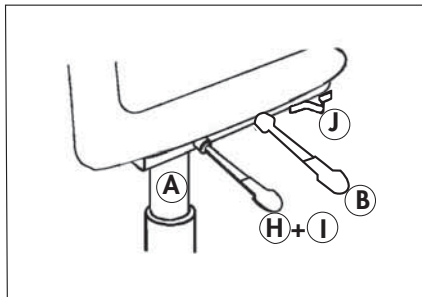
#01 Mechanism



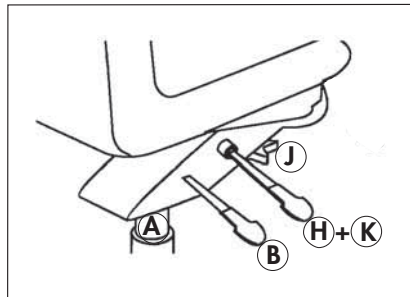
#02 Mechanism



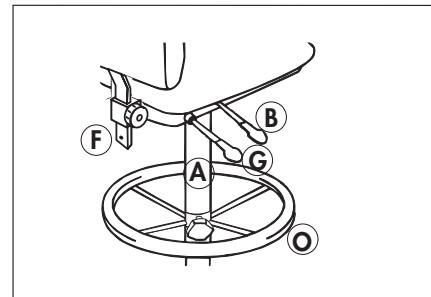
#05 Mechanism



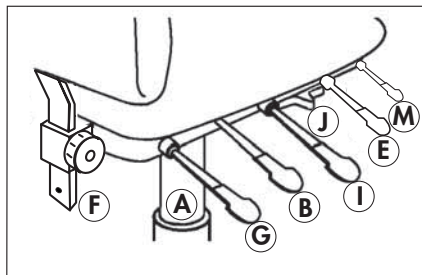
#8 Mechanism



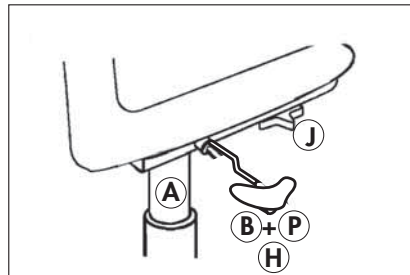
#9 Mechanism



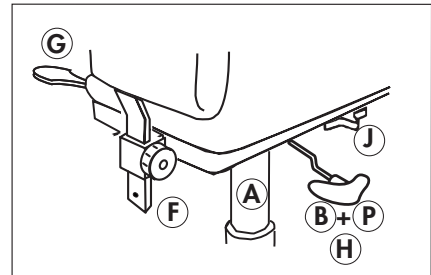
#12 Mechanism



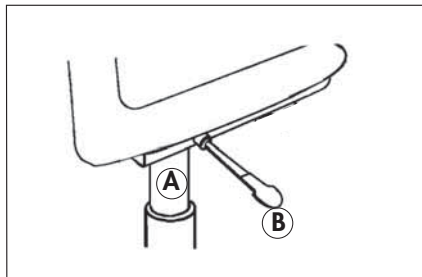
#15 Mechanism



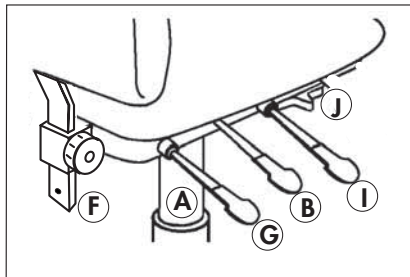
#17 Mechanism



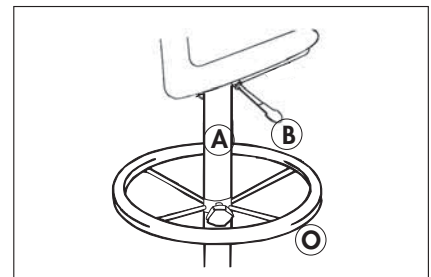
#18 Mechanism



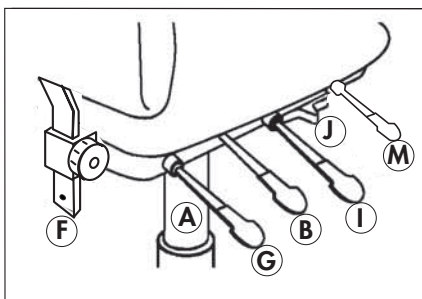
#19 Mechanism



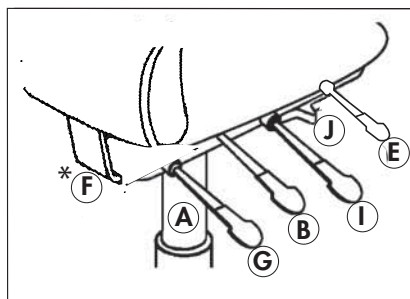
#25 Mechanism



#29 Mechanism

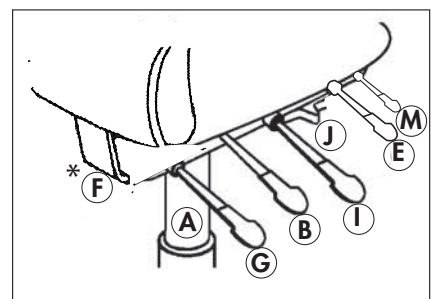


#35 Mechanism



#55 Mechanism *(Includes Ratchet Back)

#56 Mechanism (Fixed Back Height)



#65 Mechanism *(Includes Ratchet Back)

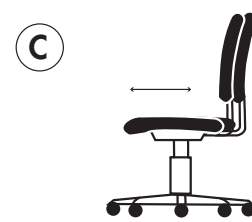
#66 Mechanism (Fixed Back Height)




A
Standard 360° Swivel
- allows a full 360° swivel



B
Pneumatic Seat Height Control
- seat height can be increased or decreased



C
Additional Seat Depth Control
- chair back can be moved back and forth allowing additional seat depth



D
Seat Angle Control
- seat will adjust independently of the chair back



E
Forward Tilt Seat Control
- allows 6 degrees forward seat tilt when activated



F
Back Height Adjustment Control
- chair back can be adjusted up and down for variable back height



G
Back Angle Control
- chair back can be adjusted back and forth locking in an infinite number of positions




H
Seat & Back Multi-tilt
- seat and back tilt together at the same angle



I
Seat & Back Multi-tilt Lock Control
- seat and back tilt together at the same angle
- locking in an infinite number of positions



J
Adjustable Tilt - Tension Control
- tension of seat can be increased or decreased as desired



K
Seat & Back Multi-knee Tilt/lock Control
- seat and back tilt together at the same angle from a pivot point located near the seat front
- locking in various positions



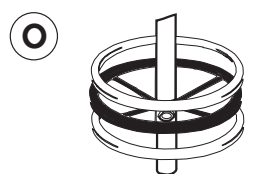
L
Seat & Back Angle Control
- one control will adjust the seat angle and back angle simultaneously



M
Slider Seat
- seat will extend back and forth by up to 2" and will lock in variable positions



N
SYNCHRO-TILT
- seat and back tilt together at a 2-1 ratio. For every 2 degrees of back recline, the seat tilts 1 degree



O
Height Adjustment Foot Ring
- manual height adjustment allows locking in variable positions



P
Tilt Lock Control
- seat and back tilt together locking in forward position

AVAILABLE CASTER OPTIONS



(A4) Nylon Base
Black Finish



(A6) Nylon Base
Black Finish



(C6) Aluminum Base
Brushed Aluminum
Finish



(D6) Nylon Base
Black Finish



(V6) Angled Nylon Base
Black Finish



(GB) Guest Chair Frame
Black Finish



(GS) Guest Chair Frame
Silver Finish



(HB) Bar Stool Frame
Black Finish



(HS) Bar Stool Frame
Silver Finish



(LB) Guest Chair Frame
Black Finish



(LS) Guest Chair Frame
Silver Finish



(PB) Guest Chair Base
Black Finish



(PS) Guest Chair Base
Silver Finish



(QB) Guest Chair Frame
Black Finish



(QS) Guest Chair Frame
Silver Finish



(UB) Guest Chair Frame
Black Finish

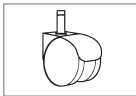


(RB) Chair Frame
Black Finish



(RS) Chair Frame
Silver Finish

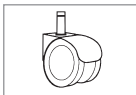
C12



C12
Twin Wheel Caster
51.00 Set of 5

Standard casters supplied with (A4), (A6), (C6), (D6) style bases. For use on carpeted surfaces. Finish: Black / Set of 5

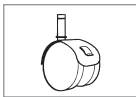
C13



C13
Urethane Twin Wheel Caster
61.00 Set of 5

Optional casters available on (A4), (A6), (C6), (D6) style bases. For use on hard floor surfaces. Finish: Black / Set of 5

C15



C15
Manual Locking Twin Wheel Caster
51.00 Set of 5

Optional casters available on (A4), (A6), (C6), (D6) style bases. For use on carpeted surfaces. Featuring individual manual locks. Finish: Black / Set of 5

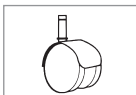
C16



C16
Slipper Glide
51.00 Set of 5

Optional glides available on all bases. For use on all surfaces. Finish: Black / Set of 5

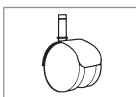
C17



C17
Twin Wheel Caster
51.00 Set of 5

Standard casters supplied with (V6) Style Bases. For use on carpeted surfaces. Finish: Black / Set of 5


C18





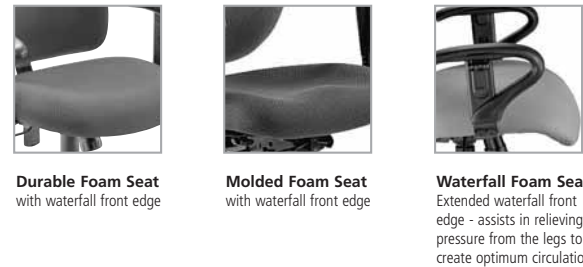
C18
Urethane Twin Wheel Caster
61.00 Set of 5

Optional casters available on (V6) Style Bases. For use on hard floor surfaces. Finish: Black / Set of 5

AVAILABLE ARM / ACCESSORIES OPTIONS



<p>EA</p> 	<p>(EA-ARMS) Adjustable Height Arms - Pair With Urethane Arm Pad Factory Installed - 42.00</p> <p>(EA-ARMS) Adjustable Height Arms - Pair With Urethane Arm Pad Field Installed - 85.00</p>
<p>FB</p> 	<p>(FB-ARMS) Adjustable Height Arms - Pair With Urethane Arm Pad Factory Installed - 81.00</p> <p>(FB-ARMS) Adjustable Height Arms - Pair With Urethane Arm Pad Field Installed - 127.00</p>
<p>AL</p> 	<p>(AL) Adjustable Lumbar 70.00 Selected Chairs</p> <p>Lumbar, Pelvis, Upper Body Support</p>
<p>BG</p> 	<p>(BG) Back Edge Guard 21.00 Selected Chairs</p> <p>Back Edge, Clear Vinyl Bumper Guard</p>
<p>V</p> 	<p>(V) Memory Foam 70.00 Selected Chairs</p> <p>Slow release "Visco" memory foam</p>
<p>IN</p> 	<p>(IN) In/Out Width Arm 11.00 Selected Chairs</p> <p>Arm Adapter Plate Expands each arm width 2in/51mm</p>



Description of Chair Codes: How To Order
Example Code:

2700D -05 -EA -A4 -VA10
Style mech. arm base fabric no.



Adjustable Lumbar support built into backrest of chair.



Cable system is attached to the backrest of chair.



Easy adjusting control provides support for any type of back.



To specify Adjustable Lumbar Support:

Add "AL" to the end of your product code.

Features

- Multi-adjustable lumbar support for any type of back.
- Adjustable Lumbar provides support for the pelvis, base of the spine and every vertebrae.
- Enjoy a dramatic decrease in back strain and increase in comfort and support for your back.

FIVE (5) Business Day Express Planner

Order received by Monday 3pm EST →



Order ready to ship →

M	0				
T	1	0			
W	2	1	0		
T	3	2	1	0	
F	4	3	2	1	0
M	5	4	3	2	1
T	6	5	4	3	2
W	7	6	5	4	3
T	8	7	6	5	4
F	9	8	7	6	5
M	10	9	8	7	6

Five (5) Business Day Express

- Ready to ship in five (5) business day from acceptance of order, limited to 50 units per order. Orders above 50 units may require additional shipping days.

CHAIR SAFETY GUIDELINES

To ensure many years of comfort and service in a safe and productive environment, use the following common sense guidelines.

1. Choose the right chair for your specific needs. Your Design Source International Sales Representative is trained to help you make the right choice for your workplace.
2. Ensure that all items of your Design Source International chair are installed in the proper order to ensure structural integrity. Read and follow assembly instructions. Refer to the Chair Assembly Instructions section.
3. Try to inspect your chair for loose or worn parts periodically.
4. Make sure that all chair casters are correctly inserted into the base of the unit.
5. Diversity in flooring surfaces require different casters for their respective environments. Refer to the Casters section, or speak to your Design Source International Sales Representative.
6. Design Source International chairs equipped with tension control on the seating mechanism require different settings for different body weights and postures. Always ensure that the lever is adjusted for a smooth and controlled tilt motion. Ask your Design Source International Sales Representative to demonstrate the proper use of all the adjustments on your chair.
7. Ensure that the chair base is always completely on the floor.
8. Never stand on your Design Source International chair, or sit on the arms of your chair.
9. Never leave electrical appliances on chairs while plugged in. When exposed to direct heat or flame, even fire retardant fabrics can be damaged.

SOFA FRAMES

- Heavy duty metal frames are standard for all one, two, and three seat sofas.
- Metal frames are constructed with angular 11 gauge steel.
- Metal frames are finished in an environmental friendly powder coated black paint.
- Seats, backs and arms are attached to the metal frame with bolts and threaded "T" nuts.

SOFA SEAT

- Seat pan is constructed with 3/4" (19mm) plywood.
- Seat pan is standard with a "cut-out", reinforced with a 418lbs 190kg) tensile strength webbing for added comfort and support.
- Seat cushions are clipped into place using snap on hooks to prevent sliding.
- The snap on hook allows for easy cleaning.
- Permanently affixed cushions are available as an option.
- Seats are cut to exacting measurements on modern "CNC" (computer numerical control) equipment.
- Seats are replaceable on-site.

SOFA BACK

- Backs are constructed with 3/4" (19mm) plywood.
- Solid plywood back is fitted with threaded "T" nuts.
- Back is attached to metal frame with bolts and threaded "T" nuts.
- Backs are cut to exacting measurements on modern "CNC" (computer numerical control) equipment.
- Backs are replaceable on site.

SOFA ARMS

- Structural wood construction.
- Arms are attached to the metal frame using bolts and threaded "T" nuts.
- Arms are cut to exacting measurements on modern "CNC" (computer numerical control) equipment.
- Arms are replaceable on site.

SOFA FOAM

- Seat foam thickness is 5.5" (140mm).
- Standard Seat foam is constructed of Medium Firm Foam 1.8lbs density/36lbs compression.
- Seat foam is wrapped with quiet fiber for added comfort.
- Fire Retardant foam meets CAL 117 standards.

LEGS (On Selected Models)

- "Wood Legs" are constructed of solid hardwood.
- "Metal Legs" are constructed with environmentally friendly powder coated paint.
- "Angled Legs" are constructed with environmentally friendly powder coated paint.
- Legs are replaceable on site.

PRODUCT IDENTIFICATION

- Products are labeled with model numbers, fabric codes and date manufactured.
- Identification Label allows for easy re-ordering.

ADDITIONAL FEATURES

- All items are manufactured in our ISO 9001-2000 Compliant Factory.
- ANSI/BIFMA x5.1-02 tested and approved.

FINISHES AND FABRICS

- A Complete list of Finishes and Fabric Program is available upon request.

SHIPPING WEIGHTS (Including Packaging)

- All shipping weights and volume are indicated in this Guest Seating General Specifications Guide.

OTTOMAN / SECTIONAL SEATING FRAMES

- Frames are constructed with plywood, hardwood and solid wood components.
- Sectional Seating, seats and backs are attached to each other with bolts and threaded "T" nuts.
- Joints are reinforced with corner blocks and screws at critical stress areas.

OTTOMAN / SECTIONAL SEATING SEAT

- Seat pan is constructed with 3/4" (19mm) plywood.
- Seat pan is standard with a "cut-out", reinforced with a 418lbs (190kg) tensile strength webbing for added comfort and support.
- Seat cushions are attached into place using mechanical fasteners preventing seats from dislodging.
- Seats are cut to exacting measurements on modern "CNC"(computer numerical control) equipment.
- Seats are replaceable on-site.

SECTIONAL SEATING BACK

- Backs are constructed with 3/4" (19mm) plywood.
- Solid plywood back is fitted with threaded "T" nuts.
- Back is attached to metal frame with bolts and threaded "T" nuts.
- Backs are cut to exacting measurements on modern "CNC" (computer numerical control) equipment.
- Backs are replaceable on site.

SECTIONAL SEATING ARMS

- Structural wood construction.
- Arms are attached to the metal frame using bolts and threaded "T" nuts.
- Arms are cut to exacting measurements on modern "CNC"(computer numerical control) equipment.
- Arms are replaceable on site.

OTTOMAN / SECTIONAL SEATING FOAM

- Seat foam thickness is 5.5" (140mm).
- Seat foam is constructed of firm foam, 2.3lbs density/55lbs compression.
- Seat foam is wrapped with quiet fiber for added comfort.
- Fire Retardant foam meets CAL 117 standards.

LEGS (On Selected Models)

- "Wood Legs" are constructed of solid hardwood.
- "Metal Legs" are constructed with environmentally friendly powder coated paint.
- "Angled Legs" are constructed with environmentally friendly powder coated paint.
- Legs are replaceable on site.

PRODUCT IDENTIFICATION

- Products are labeled with model numbers, fabric codes and date manufactured.
- Identification Label allows for easy re-ordering.

ADDITIONAL FEATURES

- All items are manufactured in our ISO 9001-2000 Registered Factory.
- ANSI/BIFMA x5.1-02 tested and approved.

FINISHES AND FABRICS

- A Complete list of Finishes and Fabric Program is available upon request.

SHIPPING WEIGHTS (Including Packaging)

- All shipping weights and volume are indicated in this Guest Seating General Specifications Guide.

ENVIRONMENTAL STATEMENT









- Design Source International, currently recycles 96% of the waste materials in generates each year.
- Our goal is simple - look for new ways to reduce, reuse, and recycle waste.
- Our mandate - embrace new technologies that will divert more waste away from our landfills and toward applications that benefit us all.
- An integral part of our company's philosophy is environmental preservation.
- Every aspect of production from design and product development through manufacturing and distribution is affected.
- Design Source International is committed to finding more ways to reduce, reuse and recycle.
- We demand from both ourselves and our suppliers that the environment issue be taken most seriously. Our long-term objective is to be "Friendly to our Earth", and to contribute to a "Green Future" by what we accomplish today.
- The ultimate goal is to eliminate all waste materials resulting from the manufacturing and production process.
- Design Source International's packaging experts ensure the reduction of packaging materials used while rendering safe delivery of the furniture.
- Further to our commitment, the highest possible percentage of recycled and recyclable material is used in Design Source International' packaging.








GUEST SEATING - standard width seat - 21in/533mm

	PRODUCT	GRADE 3 COM	GRADE 4	GRADE 5	GRADE 6	GRADE 7 Leather/Combo	GRADE LE	WIDTH (in/mm)	DEPTH (in/mm)	HEIGHT (in/mm)	VOLUME (ft3/m3)	WEIGHT (lbs/kg)	COM (Ydg/m)
Cassandra 4400	 4400-SF-1S	847	955	1064	1173	1281	1708	29/737	27.5/699	31/787	15/0.42	82/37.2	6/5.5
	4400-SF-2S	1199	1348	1498	1647	1796	2436	50/1270	27.5/699	31/787	25/0.71	113/51.3	8/7.3
	4400-SF-3S	1552	1772	1991	2211	2431	3284	71/1803	27.5/699	31/787	36/1.02	144/65.3	10/9.1
Empress 4450	 4450-SF-1S	847	955	1064	1173	1281	1708	29/737	26/660	31/787	14/0.38	82/37.2	6/5.5
	4450-SF-2S	1199	1348	1498	1647	1796	2436	50/1270	26/660	31/787	23/0.66	113/51.3	8/7.3
	4450-SF-3S	1552	1772	1991	2211	2431	3284	71/1803	26/660	31/787	33/0.94	144/65.3	10/9.1
Vintage 5100	 5100-SF-1S	1128	1237	1345	1454	1563	1989	31/787	32/813	33.5/851	19/0.54	83/37.6	6/5.5
	5100-SF-2S	1481	1630	1779	1928	2078	2717	52/1321	32/813	33.5/851	32/0.91	114/51.7	8/7.3
	5100-SF-3S	1833	2053	2273	2493	2712	3565	73/1854	32/813	33.5/851	45/1.28	145/65.8	10/9.1
Modena 5200	 5200-SF-1S	1128	1237	1345	1454	1563	1989	31/787	31/787	29.5/749	16/0.46	82/37.2	6/5.5
	5200-SF-2S	1481	1630	1779	1928	2078	2717	52/1321	31/787	29.5/749	28/0.78	112/50.8	8/7.3
	5200-SF-3S	1833	2053	2273	2493	2712	3565	73/1854	31/787	29.5/749	39/1.09	143/64.9	10/9.1
Duchess 5400	 5400-SF-1S	847	955	1064	1173	1281	1708	31/787	31/787	32/813	18/0.50	84/38.1	6/5.5
	5400-SF-2S	1199	1348	1498	1647	1796	2436	52/1321	31/787	32/813	30/0.84	115/52.2	8/7.3
	5400-SF-3S	1552	1772	1991	2211	2431	3284	73/1854	31/787	32/813	42/1.19	146/66.2	10/9.1
Denver 5500	 5500-SF-1S	1128	1237	1345	1454	1563	1989	31/787	31/787	32/813	18/0.50	84/38.1	6/5.5
	5500-SF-2S	1481	1630	1779	1928	2078	2717	52/1321	31/787	32/813	30/0.84	115/52.2	8/7.3
	5500-SF-3S	1833	2053	2273	2493	2712	3565	73/1854	31/787	32/813	42/1.19	146/66.2	10/9.1
Tribute 5600	 5600-SF-1S	870	979	1088	1196	1305	1731	31/787	31/787	32/813	18/0.50	85/38.6	6/5.5
	5600-SF-2S	1223	1372	1521	1671	1820	2460	52/1321	31/787	32/813	30/0.84	116/52.6	8/7.3
	5600-SF-3S	1576	1795	2015	2234	2454	3307	73/1854	31/787	32/813	42/1.19	147/66.7	10/9.1
Celebrity II 5750	 5750-SF-1S	1235	1343	1452	1560	1670	2096	36/914	31/787	36/914	23/0.66	86/39.0	6/5.5
	5750-SF-2S	1587	1737	1886	2035	2185	2824	57/1448	31/787	36/914	37/1.04	119/54.0	8/7.3
	5750-SF-3S	1941	2160	2379	2599	2819	3672	78/1981	31/787	36/914	50/1.43	152/68.9	10/9.1

GUEST SEATING - standard width seat - 21in/533mm





	PRODUCT	GRADE 3 COM	GRADE 4	GRADE 5	GRADE 6	GRADE 7 Leather/Combo	GRADE LE	WIDTH (in/mm)	DEPTH (in/mm)	HEIGHT (in/mm)	VOLUME (ft3/m3)	WEIGHT (lbs/kg)	COM (Ydg/m)
Jaguar 6000	 6000-SF-1S	1407	1516	1624	1733	1842	2268	31/787	31/787	32/813	18/0.50	84/38.1	6/5.5
	6000-SF-2S	1760	1910	2059	2207	2357	2996	52/1321	31/787	32/813	30/0.84	115/52.2	8/7.3
	6000-SF-3S	2113	2333	2552	2772	2991	3844	73/1854	31/787	32/813	42/1.19	146/66.2	10/9.1
Bedrock 6100	 6100-SF-1S	1407	1516	1624	1733	1842	2268	34/864	33/838	32/813	21/0.59	86/39.0	6/5.5
	6100-SF-2S	1706	1910	2059	2207	2357	2996	55/1397	33/838	32/813	34/0.95	119/54.0	8/7.3
	6100-SF-3S	2113	2333	2552	2772	2991	3844	76/1930	33/838	32/813	46/1.31	152/68.9	10/9.1
Portico 6200	 6200-SF-1S	1128	1237	1345	1454	1563	1989	36/914	31/787	32/813	21/0.58	84/38.1	6/5.5
	6200-SF-2S	1481	1630	1779	1928	2078	2717	57/1448	31/787	32/813	33/0.93	115/52.2	8/7.3
	6200-SF-3S	1833	2053	2273	2493	2712	3565	78/1981	31/787	32/813	45/1.27	146/66.2	10/9.1
Dayton 6300	 6300-SF-1S	1235	1343	1452	1560	1670	2096	31/787	31/787	32/813	18/0.50	84/38.1	6/5.5
	6300-SF-2S	1587	1737	1886	2035	2185	2824	52/1321	31/787	32/813	30/0.84	115/52.2	8/7.3
	6300-SF-3S	1941	2160	2379	2599	2819	3672	73/1854	31/787	32/813	42/1.19	146/66.2	10/9.1
Waterfall 6500	 6500-SF-1S	1235	1343	1452	1560	1670	2096	31/787	32/813	32/813	18/0.50	85/38.6	6/5.5
	6500-SF-2S	1587	1737	1886	2035	2185	2824	52/1321	32/813	32/813	31/0.87	117/53.1	8/7.3
	6500-SF-3S	1941	2160	2379	2599	2819	3672	73/1854	32/813	32/813	43/1.22	149/67.6	10/9.1
Flair 6600	 6600-SF-1S	1128	1237	1345	1454	1563	1989	36/914	31/787	32/813	21/0.58	84/38.1	6/5.5
	6600-SF-2S	1481	1630	1779	1928	2078	2717	57/1448	31/787	32/813	33/0.93	115/52.2	8/7.3
	6600-SF-3S	1833	2053	2273	2493	2712	3565	78/1981	31/787	32/813	45/1.27	146/66.2	10/9.1
Holiday 6700	 6700-SF-1S-NA	776	885	994	1102	1211	1638	21/533	31/787	36/914	14/0.38	51/23.2	4/3.6
	6700-SF-2S-NA	1129	1278	1428	1577	1726	2366	42/1067	31/787	36/914	27/0.76	82/37.2	6/5.5
	6700-SF-3S-NA	1482	1702	1921	2140	2360	3213	63/1600	31/787	36/914	41/1.16	113/51.3	8/7.3
Holiday 6700	 6700-SF-1S-WA	1128	1237	1345	1454	1563	1989	29/787	31/787	36/914	19/0.54	84/38.1	6/5.5
	6700-SF-2S-WA	1481	1630	1779	1928	2078	2717	50/1270	31/787	36/914	32/0.91	115/52.2	8/7.3
	6700-SF-3S-WA	1833	2053	2273	2493	2712	3565	71/1803	31/787	36/914	46/1.30	146/66.2	10/9.1

GUEST SEATING - standard width seat - 21in/533mm

	PRODUCT	GRADE 3 COM	GRADE 4	GRADE 5	GRADE 6	GRADE 7 Leather/Combo	GRADE LE	WIDTH (in/mm)	DEPTH (in/mm)	HEIGHT (in/mm)	VOLUME (ft3/m3)	WEIGHT (lbs/kg)	COM (Ydg/m)
Maxwell 7000 	7000-SF-1S	1128	1237	1345	1454	1563	1989	31/787	31/787	32/813	18/0.50	84/38.1	6/5.5
	7000-SF-2S	1481	1630	1779	1928	2078	2717	52/1321	31/787	32/813	30/0.84	115/52.2	8/7.3
	7000-SF-3S	1833	2053	2273	2493	2712	3565	73/1854	31/787	32/813	42/1.19	146/66.2	10/9.1
Vienna 7100 	7100-SF-1S	1128	1237	1345	1454	1563	1989	31/787	31/787	27/686	16/0.46	83/37.6	6/5.5
	7100-SF-2S	1481	1630	1779	1928	2078	2717	52/1321	31/787	27/686	28/0.78	113/51.3	8/7.3
	7100-SF-3S	1833	2053	2273	2493	2712	3565	73/1854	31/787	27/686	39/1.09	144/65.3	10/9.1
Cube 7200 	7200-SF-1S	1235	1343	1452	1560	1670	2096	31/787	31/787	32/813	18/0.50	85/38.6	6/5.5
	7200-SF-2S	1587	1737	1886	2035	2185	2824	52/1321	31/787	32/813	30/0.84	117/53.1	8/7.3
	7200-SF-3S	1941	2160	2379	2599	2819	3672	73/1854	31/787	32/813	42/1.19	149/67.6	10/9.1
Epic 7600 	7600-SF-1S	1128	1237	1345	1454	1563	1989	31/787	31/787	32/813	18/0.50	84/38.1	6/5.5
	7600-SF-2S	1481	1630	1779	1928	2078	2717	52/1321	31/787	32/813	30/0.84	115/52.2	8/7.3
	7600-SF-3S	1833	2053	2273	2493	2712	3565	73/1854	31/787	32/813	42/1.19	146/66.2	10/9.1
Epic 7700 	7700-SF-1S	1235	1343	1452	1560	1670	2096	31/787	31/787	38/965	18/0.50	84/38.1	6/5.5
	7700-SF-2S	1694	1844	1992	2141	2291	2930	52/1321	31/787	38/965	30/0.84	115/52.2	8/7.3
	7700-SF-3S	2154	2373	2593	2812	3032	3885	73/1854	31/787	38/965	42/1.19	146/66.2	10/9.1



TRIBUTE - TABLET ARM 5600 - standard width seat - 21in/533mm
 EPIC - TABLET ARM 7700 - standard width seat - 21in/533mm

	PRODUCT	GRADE 3 COM	GRADE 4	GRADE 5	GRADE 6	GRADE 7 Leather/Combo	GRADE LE	WIDTH (in/mm)	DEPTH (in/mm)	HEIGHT (in/mm)	VOLUME (ft3/m3)	WEIGHT (lbs/kg)	COM (Ydg/m)
 Tribute 5600	Tribute 5600 Laminate Finish Tablet Arm (Standard Configuration)												
	5600-SF-1S-T1-PPSL-TBLM	1403	1512	1620	1729	1838	2264	31/787	31/787	32/813	18/0.50	94/42.6	6/5.5
	5600-SF-2S-T1-PPSL-TBLM	1756	1905	2054	2203	2353	2992	52/1321	31/787	32/813	30/0.84	125/56.7	8/7.3
 Standard with 4 Post Legs	Tribute 5600 Wood Veneer Finish Tablet Arm (Standard Configuration)												
	5600-SF-1S-T1-PPSL-TBVN	1510	1618	1727	1835	1945	2371	31/787	31/787	32/813	18/0.50	94/42.6	6/5.5
	5600-SF-2S-T1-PPSL-TBVN	1862	2012	2161	2310	2460	3099	52/1321	31/787	32/813	30/0.84	125/56.7	8/7.3
 Epic 7700	Epic 7700 Laminate Finish Tablet Arm (Standard Configuration)												
	7700-SF-1S-T1-PPSL-TBLM	1767	1877	1985	2094	2202	2629	31/787	31/787	38/965	18/0.50	94/42.6	6/5.5
	7700-SF-2S-T1-PPSL-TBLM	2227	2376	2526	2675	2824	3464	52/1321	31/787	38/965	30/0.84	125/56.7	8/7.3
 Standard with 4 Post Legs	Epic 7700 Wood Veneer Finish Tablet Arm (Standard Configuration)												
	7700-SF-1S-T1-PPSL-TBVN	1875	1983	2092	2200	2309	2736	31/787	31/787	38/965	18/0.50	94/42.6	6/5.5
	7700-SF-2S-T1-PPSL-TBVN	2334	2483	2632	2781	2930	3570	52/1321	31/787	38/965	30/0.84	125/56.7	8/7.3

TABLET ARM BUILT TO YOUR SPECIFICATIONS

A) Sofa Style - 1 / 2 / 3 Seating

5600-SF-1S = 1 Seat	Standard Price by Grade
5600-SF-2S = 2 Seat	Standard Price by Grade
5600-SF-3S = 3 Seat	Standard Price by Grade

B) Tablet Position

T1 = Tablet on right when seated	Included
T2 = Tablet on left when seated	Included

C) Leg Style

PP = Post/Post (add color code)	included
TT = Tapered Wood Leg / Tapered Wood Leg (add color code)	included
CC = Caster / Caster (add color code)	included
CP = Caster / Post (add color code)	included
CT = Caster / Tapered Wood Leg (add color code)	included

D) Tablet Laminate Finish / Veneer Finish

TBLM = (add laminate color code)	included
TBVN = (add veneer color code)	included

E) Cup Holder Tablet Laminate Finish / Veneer Finish

CULM = (add laminate color code)	82
CUVN = (add veneer color code)	82

F) Shelf Laminate Finish - 1 / 2 / 3 Seat

S1LM = shelf for 1 seat sofa (add laminate color code)	(Add to Standard Price)	103
S2LM = shelf for 2 seat sofa (add laminate color code)	(Add to Standard Price)	206
S3LM = shelf for 3 seat sofa (add laminate color code)	(Add to Standard Price)	309

Shelf Wood Veneer Finish- 1 / 2 / 3 Seat

S1VN = shelf for 1 seat sofa (add veneer color code)	(Add to Standard Price)	206
S2VN = shelf for 2 seat sofa (add veneer color code)	(Add to Standard Price)	309
S3VN = shelf for 3 seat sofa (add veneer color code)	(Add to Standard Price)	412

G) Power Data Center

RAEP100 (on right arm when seated)	206
LAEP100 (on left arm when seated)	206

H) Pull Handle

P18 (silver color)	62
--------------------	----



Build To Your Specifications Example

5600-SF-1S	-	T1	-	PPSL	-	TBLMBK	-	S1LMBK	-	P18
↑		↑		↑		↑		↑		↑
A) Sofa Style		B) Tablet Position		C) Leg Style		D) Tablet Finish		F) Shelf Finish		H) Pull Handle











Laminate Finishes / Wood Veneer Finishes

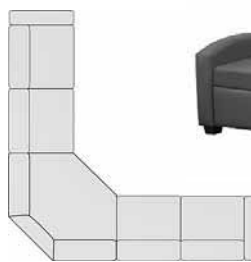
Built to your specifications. Model Shown:

7700-SF-1S-T1-CPSL-TBLMCW-P18-RAEP100

CH Chocolate Walnut	CM Classic Mahogany	CH Cherry Henna	CO Cognac	AC American Cherry	SA Sahara	RM Riviera Maple	BK Black	WG Willow Gray
---------------------	---------------------	-----------------	-----------	--------------------	-----------	------------------	----------	----------------












LIBERTY SECTIONAL SEATING

	PRODUCT	GRADE 3 COM	GRADE 4	GRADE 5	GRADE 6	GRADE 7 Leather/Combo	GRADE LE	WIDTH (in/mm)	DEPTH (in/mm)	HEIGHT (in/mm)	VOLUME (ft3/m3)	WEIGHT (lbs/kg)	COM (Ydg/m)	
<p>Liberty 5900 - Total free style seating. An extensive range of infinite and completely interchangeable combinations can be selected for any style.</p>														
Right Arm		5900-SF-AR	717	825	934	1042	1152	1578	26/660	29/737	34/864	15/0.42	69/31.3	5/4.5
		Arm on Right when seated												
Left Arm		5900-SF-AL	717	825	934	1042	1152	1578	26/660	29/737	34/864	15/0.42	69/31.3	5/4.5
		Arm on Left when seated												
Armless		5900-SF-NA	627	735	845	953	1062	1381	21/533	29/737	34/864	12/0.42	44/20.0	4/3.6
		Armless												
Hexagon		5900-SF-HS	1492	1602	1710	1819	1927	2780	52/1321	38/965	34/864	39/1.09	109/49.4	7/6.4
		Hexagon												
1/4 Radius		5900-OQ-1S	548	580	612	644	676	783	26/660	26/660	17.5/445	7/0.19	34/15.4	2/1.8
		1/4 Radius												
Middle Extension		5900-OE-1S	548	580	612	644	676	783	21/533	26/660	17.5/445	6/0.16	34/15.4	2/1.8
		Middle Extension												
Ottoman		5400-OR-1S	682	714	747	779	811	917	24/610	24/610	17.5/445	6/0.17	28/12.7	2/1.8
		Ottoman												
2 Seat Ottoman		5400-OR-2S	906	938	970	1002	1034	1140	48/1219	24/610	17.5/445	12/0.33	40/18.1	3/2.7
		2 Seat Ottoman												
Ottoman		5400-OT-1S	576	608	640	672	703	811	24/610	24/610	17.5/445	6/0.16	28/12.7	2/1.8
		Ottoman												
2 Seat Ottoman		5400-OT-2S	799	831	863	895	927	1034	48/1219	24/610	17.5/445	12/0.33	40/18.1	3/2.7
		2 Seat Ottoman												


















Liberty 5900
Sample Configurations

VERSA SECTIONAL SEATING



	PRODUCT	GRADE 3 COM	GRADE 4	GRADE 5	GRADE 6	GRADE 7 Leather/Combo	GRADE LE	WIDTH (in/mm)	DEPTH (in/mm)	HEIGHT (in/mm)	VOLUME (ft ³ /m ³)	WEIGHT (lbs/kg)	COM (Ydg/m)	
Versa 6400 - Sectional seating. Combine Versa sectional components to create endless configurations.														
Lounge Chair		6400-SF-15-WA Lounge Chair	1160	1269	1377	1486	1594	2021	29/737	34/864	35/889	20/0.57	84/38.1	6/5.5
Right Arm		6400-SF-15-AR Arm on right when seated	1070	1179	1288	1397	1505	1931	29/737	34/864	35/889	20/0.57	68/30.8	5/4.5
Left Arm		6400-SF-15-AL Arm on left when seated	1070	1179	1288	1397	1505	1931	29/737	34/864	35/889	20/0.57	68/30.8	5/4.5
Armless		6400-SF-15-NA Armless	981	1090	1198	1307	1415	1842	24/610	34/864	35/889	17/0.48	52/22.7	4/3.6
Curved Ottoman		6400-OC-2S Curved Ottoman	853	885	917	949	981	1088	48/1220	22/559	17.5/445	12/0.34	47/21.3	3/2.7
2 Seat Ottoman		6400-OT-2S 2 Seat Ottoman	799	831	863	895	927	1034	48/1220	22/559	17.5/445	11/0.31	35/15.9	3/2.7
1 Seat Ottoman		6400-OT-1S 1 Seat Ottoman	576	608	640	672	703	811	24/610	22/559	17.5/445	5/0.14	26/11.8	2/1.8
Joining Bracket		9000-JB Joining Bracket (Optional)	41						9/229	2/51	3/76	.05/0.001	1/45	
		3 Seat Configuration												
		2 Seat Configuration												
		Ottoman Circle Configuration												

MULTIPLE SIZE OTTOMAN










	PRODUCT	GRADE 3 COM	GRADE 4	GRADE 5	GRADE 6	GRADE 7 Leather/Combo	GRADE LE	WIDTH (in/mm)	DEPTH (in/mm)	HEIGHT (in/mm)	VOLUME (ft ³ /m ³)	WEIGHT (lbs/kg)	COM (Ydg/m)
 MODEL 5400 18"/457mm depth Ottomans	5400-OT-181818	485	517	549	581	613	720	18/457	18/457	17.5/445	3/0.09	21/9.5	1.5/1.4
	5400-OT-182418	554	586	618	650	682	789	24/610	18/457	17.5/445	4/0.12	27/12.2	2/1.8
	5400-OT-183618	666	698	730	762	794	901	36/914	18/457	17.5/445	7/0.19	33/15.0	2.5/2.3
	5400-OT-184818	779	811	843	874	906	1012	48/1219	18/457	17.5/445	9/0.25	39/17.7	3/2.7
	5400-OT-186018	890	922	954	986	1018	1125	60/1524	18/457	17.5/445	11/0.31	45/20.4	4/3.6
	5400-OT-187218	1002	1034	1066	1098	1130	1237	72/1829	18/457	17.5/445	13/0.37	51/23.1	5/4.6
 MODEL 5400 24"/610mm depth Ottomans	5400-OT-242418	576	608	640	672	703	811	24/610	24/610	17.5/445	6/0.17	28/12.7	2/1.8
	5400-OT-243618	688	720	752	784	816	922	36/914	24/610	17.5/445	9/0.25	34/15.4	3/2.7
	5400-OT-244818	799	831	863	895	927	1034	48/1219	24/610	17.5/445	12/0.33	40/18.1	4/3.6
	5400-OT-246018	912	943	975	1007	1039	1146	60/1524	24/610	17.5/445	15/0.41	46/20.9	5/4.6
	5400-OT-247218	1024	1056	1088	1120	1152	1258	72/1829	24/610	17.5/445	18/0.50	52/23.6	6/5.5
	 MODEL 5600 18"/457mm depth Ottomans	5600-OT-181818	507	539	571	603	634	741	18/457	18/457	17.5/445	3/0.09	23/10.4
5600-OT-182418		576	608	640	672	703	811	24/610	18/457	17.5/445	4/0.12	29/13.2	2/1.8
5600-OT-183618		688	720	752	784	816	922	36/914	18/457	17.5/445	7/0.19	35/15.9	2.5/2.3
5600-OT-184818		799	831	863	895	927	1034	48/1219	18/457	17.5/445	9/0.25	41/18.6	3/2.7
5600-OT-186018		912	943	975	1007	1039	1146	60/1524	18/457	17.5/445	11/0.31	47/21.3	4/3.6
5600-OT-187218		1024	1056	1088	1120	1152	1258	72/1829	18/457	17.5/445	13/0.37	53/24.0	5/4.6
 MODEL 5600 24"/610mm depth Ottomans	5600-OT-242418	597	629	661	693	725	831	24/610	24/610	17.5/445	6/0.17	30/13.6	2/1.8
	5600-OT-243618	709	741	773	804	836	943	36/914	24/610	17.5/445	9/0.25	36/16.3	3/2.7
	5600-OT-244818	821	853	885	917	949	1056	48/1219	24/610	17.5/445	12/0.33	42/19.1	4/3.6
	5600-OT-246018	933	965	997	1029	1061	1167	60/1524	24/610	17.5/445	15/0.41	48/21.8	5/4.6
	5600-OT-247218	1044	1076	1108	1140	1173	1279	72/1829	24/610	17.5/445	18/0.50	54/24.5	6/5.5
	 MODEL 5400 Round Ottomans	5400-OR-181818	591	623	656	688	720	826	18/457	18/457	17.5/445	3/0.09	21/9.5
5400-OR-242418		682	714	747	779	811	917	24/610	24/610	17.5/445	6/0.17	28/12.7	2/1.8
5400-OR-303018		773	804	836	869	901	1007	30/762	30/762	17.5/445	9/0.25	42/19.1	2/1.8
5400-OR-363618		863	895	927	960	992	1098	36/914	36/914	17.5/445	15/0.41	48/21.8	3/2.7
5400-OR-424218		954	986	1018	1050	1083	1189	42/1067	42/1067	17.5/445	18/0.50	51/23.1	3/2.7
5400-OR-484818		1044	1076	1108	1140	1173	1279	48/1219	48/1219	17.5/445	25/0.71	54/24.5	4/3.6
 MODEL 5600 Round Ottomans	5600-OR-181818	613	645	677	709	741	848	18/457	18/457	17.5/445	3/0.09	21/9.5	1.5/1.4
	5600-OR-242418	703	735	767	799	831	938	24/610	24/610	17.5/445	6/0.17	28/12.7	2/1.8
	5600-OR-303018	794	826	858	890	922	1029	30/762	30/762	17.5/445	9/0.25	42/19.1	2/1.8
	5600-OR-363618	885	917	949	981	1012	1120	36/914	36/914	17.5/445	15/0.41	48/21.8	3/2.7
	5600-OR-424218	975	1007	1039	1071	1103	1210	42/1067	42/1067	17.5/445	18/0.50	51/23.1	3/2.7
	5600-OR-484818	1066	1098	1130	1162	1194	1301	48/1219	48/1219	17.5/445	25/0.71	54/24.5	4/3.6


















	PRODUCT	GRADE 3 COM	GRADE 4	GRADE 5	GRADE 6	GRADE 7 Leather/Combo	GRADE LE	WIDTH (in/mm)	DEPTH (in/mm)	HEIGHT (in/mm)	VOLUME (ft ³ /m ³)	WEIGHT (lbs/kg)	COM (Ydg/m)	
7300	MODEL 7300 - Laminate Top Ottoman													
	 7300-OT-15-TP	597	629	661	693	725	831	24/610	24/610	17.5/445	6/0.17	44/20	2/1.8	
	7300-OT-25-TP	821	853	885	917	949	1056	48/1219	24/610	17.5/445	12/0.33	72/32.7	3/2.7	
7400	MODEL 7400 - Veneer Top Ottoman													
	 7400-OT-15-TP	725	757	789	821	853	960	24/610	24/610	17.5/445	6/0.17	44/20	2/1.8	
	7400-OT-25-TP	949	981	1012	1044	1076	1183	48/1219	24/610	17.5/445	12/0.33	72/32.7	3/2.7	
Storage Ottoman	Storage Ottoman with Cushioned Top - Freestanding footstool or ottoman incorporates a large storage space and cushioned top. Available in leather combo or fabric.													
		5400-OT-15-SC	895	927	960	992	1024	1130	24/610	24/610	17.5/445	6/0.17	44/20	2/1.8
		5400-OT-25-SC Storage Ottoman	1120	1152	1183	1215	1247	1353	48/1219	24/610	17.5/445	12/0.33	66/29.9	3/2.7
		5600-OT-15-SC	917	949	981	1012	1044	1152	24/610	24/610	17.5/445	6/0.17	44/20	2/1.8
		5600-OT-25-SC Storage Ottoman	1140	1173	1205	1237	1269	1375	48/1219	24/610	17.5/445	12/0.33	66/29.9	3/2.7
		5700-OT-15-SC	927	960	992	1024	1056	1162	24/610	24/610	17.5/445	6/0.17	44/20	2/1.8
		5700-OT-25-SC Storage Ottoman	1152	1183	1215	1247	1279	1386	48/1219	24/610	17.5/445	12/0.33	66/29.9	3/2.7
		6100-OT-15-SC	917	949	981	1012	1044	1152	24/610	24/610	17.5/445	6/0.17	44/20	2/1.8
		6100-OT-25-SC Storage Ottoman	1140	1173	1205	1237	1269	1375	48/1219	24/610	17.5/445	12/0.33	66/29.9	3/2.7
		6300-OT-15-SC	981	1012	1044	1076	1108	1215	24/610	24/610	17.5/445	6/0.17	44/20	2/1.8
		6300-OT-25-SC Storage Ottoman	1205	1237	1269	1301	1333	1439	48/1219	24/610	17.5/445	12/0.33	66/29.9	3/2.7
	Laminate Tables	Oxford II Laminate Tables												
		OX 242418 ET	364	Tables manufactured by DSI Industries and will be processed and invoiced by DSI Industries.					24/610	24/610	18/457	7/0.20	40/18	2/1.8
		OX 362418 CF	384					36/914	24/610	18/457	10/0.28	46/21	2/1.8	
		OX 482418 CF	404					48/1219	24/610	18/457	14/0.40	52/24	2/1.8	
				Oxford II Laminate Table Finishes										
			(CM) Classic Mahogany	(CO) Cognac	(SA) Sahara	(RM) Riviera Maple								
Wood Tables	Stained Wood Veneer Tables													
		JA 242418 TB	597	Tables manufactured by DSI Industries and will be processed and invoiced by DSI Industries.					24/610	24/610	18/457	7/0.20	40/18	2/1.8
		JA 244818 TB	703					24/610	24/610	18/457	7/0.20	40/18	2/1.8	
			Stained Wood Veneer Finishes											
			(CW) Chocolate Walnut	(CH) Cherry Henna	(AC) American Cherry	(BK) Black	(CM) Classic Mahogany	(CO) Cognac	(SA) Sahara	(RM) Riviera Maple				

OTTOMAN / TABLE

	PRODUCT	GRADE 3 COM	GRADE 4	GRADE 5	GRADE 6	GRADE 7 Leather/Combo	GRADE LE	WIDTH (in/mm)	DEPTH (in/mm)	HEIGHT (in/mm)	VOLUME (ft ³ /m ³)	WEIGHT (lbs/kg)	COM (Ydg/m)
5100	 5100-OT-1S Square	608	640	672	703	735	843	24/610	24/610	17.5/445	6/0.17	27/12.2	2/1.8
	5100-OT-2S Rectangular	831	863	895	927	960	1066	48/1219	24/610	17.5/445	12/0.33	39/17.7	3/2.7
	5100-OR-1S Round	714	747	779	811	843	949	24/610	24/610	17.5/445	6/0.17	28/12.7	2/1.8
	5100-OR-2S Race Track	938	970	1002	1034	1066	1173	48/1219	24/610	17.5/445	12/0.33	40/18.1	3/2.7
5400	 5400-OT-1S Square	576	608	640	672	703	811	24/610	24/610	17.5/445	6/0.17	28/12.7	2/1.8
	5400-OT-2S Rectangular	799	831	863	895	927	1034	48/1219	24/610	17.5/445	12/0.33	40/18.1	3/2.7
	5400-OR-1S Round	682	714	747	779	811	917	24/610	24/610	17.5/445	6/0.17	28/12.7	2/1.8
	5400-OR-2S Race Track	906	938	970	1002	1034	1140	48/1219	24/610	17.5/445	12/0.33	40/18.1	3/2.7
5600	 5600-OT-1S Square	597	629	661	693	725	831	24/610	24/610	17.5/445	6/0.17	30/13.6	2/1.8
	5600-OT-2S Rectangular	821	853	885	917	949	1056	48/1219	24/610	17.5/445	12/0.33	42/19.1	3/2.7
	5600-OR-1S Round	703	735	767	799	831	938	24/610	24/610	17.5/445	6/0.17	28/12.7	2/1.8
	5600-OR-2S Race Track	927	960	992	1024	1056	1162	48/1219	24/610	17.5/445	12/0.33	40/18.1	3/2.7
5700	 5700-OT-1S Square	608	640	672	703	735	843	24/610	24/610	17.5/445	6/0.17	28/12.7	2/1.8
	5700-OT-2S Rectangular	831	863	895	927	960	1066	48/1219	24/610	17.5/445	12/0.33	40/18.1	3/2.7
	5700-OR-1S Round	714	747	779	811	843	949	24/610	24/610	17.5/445	6/0.17	28/12.7	2/1.8
	5700-OR-2S Race Track	938	970	1002	1034	1066	1173	48/1219	24/610	17.5/445	12/0.33	40/18.1	3/2.7
6100	 6100-OT-1S Square	597	629	661	693	725	831	24/610	24/610	17.5/445	6/0.17	28/12.7	2/1.8
	6100-OT-2S Rectangular	821	853	885	917	949	1056	48/1219	24/610	17.5/445	12/0.33	40/18.1	3/2.7
	6100-OR-1S Round	703	735	767	799	831	938	24/610	24/610	17.5/445	6/0.17	28/12.7	2/1.8
	6100-OR-2S Race Track	927	960	992	1024	1056	1162	48/1219	24/610	17.5/445	12/0.33	40/18.1	3/2.7
6300	 6300-OT-1S Square	661	693	725	757	789	895	24/610	24/610	17.5/445	6/0.17	28/12.7	2/1.8
	6300-OT-2S Rectangular	885	917	949	981	1012	1120	48/1219	24/610	17.5/445	12/0.33	40/18.1	3/2.7
	6300-OR-1S Round	767	799	831	863	895	1002	24/610	24/610	17.5/445	6/0.17	28/12.7	2/1.8
	6300-OR-2S Race Track	992	1024	1056	1088	1120	1226	48/1219	24/610	17.5/445	12/0.33	40/18.1	3/2.7

GUEST SEATING - wide width seat - 24in/610mm

	PRODUCT	GRADE 3 COM	GRADE 4	GRADE 5	GRADE 6	GRADE 7 Leather/Combo	GRADE LE	WIDTH (in/mm)	DEPTH (in/mm)	HEIGHT (in/mm)	VOLUME (ft3/m3)	WEIGHT (lbs/kg)	COM (Ydg/m)
Tribute 5624	 5624-SF-1S	1000	1109	1218	1326	1435	1861	34/864	31/787	32/813	20/0.57	85/38.6	6/5.5
	5624-SF-2S	1483	1632	1781	1931	2080	2720	55/1397	31/787	32/813	32/0.91	116/52.6	8/7.3
	5624-SF-3S	1966	2185	2405	2624	2844	3697	76/1930	31/787	32/813	44/1.24	147/66.7	10/9.1
Epic 7624	 7624-SF-1S	1258	1367	1475	1584	1693	2119	39/991	31/787	32/813	22/0.62	84/38.1	6/5.5
	7624-SF-2S	1741	1890	2039	2188	2338	2977	60/1524	31/787	32/813	34/0.96	115/52.2	8/7.3
	7624-SF-3S	2223	2443	2663	2883	3102	3955	81/2057	31/787	32/813	46/1.30	146/66.2	10/9.1
Flair 6624	 6624-SF-1S	1258	1367	1475	1584	1693	2119	39/991	31/787	32/813	22/0.62	84/38.1	6/5.5
	6624-SF-2S	1741	1890	2039	2188	2338	2977	60/1524	31/787	32/813	34/0.96	115/52.2	8/7.3
	6624-SF-3S	2223	2443	2663	2883	3102	3955	81/2057	31/787	32/813	46/1.30	146/66.2	10/9.1
Waterfall 6524	 6524-SF-1S	1365	1473	1582	1690	1800	2226	34/864	32/813	32/813	20/0.57	85/38.6	6/5.5
	6524-SF-2S	1847	1997	2146	2295	2445	3084	55/1397	32/813	32/813	33/0.93	117/53.1	8/7.3
	6524-SF-3S	2331	2550	2769	2989	3209	4062	76/1930	32/813	32/813	46/1.30	149/67.6	10/9.1
Epic 7724	 7724-SF-1S	1365	1473	1582	1690	1800	2226	34/864	31/787	38/965	20/0.57	84/38.1	6/5.5
	7724-SF-2S	1954	2104	2252	2401	2551	3190	55/1397	31/787	38/965	32/0.91	115/52.2	8/7.3
	7724-SF-3S	2544	2763	2983	3202	3422	4275	76/1930	31/787	38/965	44/1.24	146/66.2	10/9.1
Tribute 5624	 Tribute 5624 Laminate Finish Tablet Arm (Standard Configuration)												
	5624-SF-1S-T1-PPSL-TBLM	1533	1642	1750	1859	1968	2394	34/864	31/787	32/813	20/0.57	94/42.6	6/5.5
	5624-SF-2S-T1-PPSL-TBLM	2016	2165	2314	2463	2613	3252	55/1397	31/787	32/813	32/0.91	125/56.7	8/7.3
	5624-SF-3S-T1-PPSL-TBLM	2498	2718	2938	3158	3377	4230	76/1930	31/787	32/813	44/1.24	157/71.2	10/9.1
Tribute 5624	 Tribute 5624 Wood Veneer Finish Tablet Arm (Standard Configuration)												
	5624-SF-1S-T1-PPSL-TBVN	1640	1748	1857	1965	2075	2501	34/864	31/787	32/813	20/0.57	94/42.6	6/5.5
	5624-SF-2S-T1-PPSL-TBVN	2122	2272	2421	2570	2720	3359	55/1397	31/787	32/813	32/0.91	125/56.7	8/7.3
Standard with 4 Post Legs	5624-SF-3S-T1-PPSL-TBVN	2606	2825	3044	3264	3484	4337	76/1930	31/787	32/813	44/1.24	157/71.2	10/9.1
Epic 7724	 Epic 7724 Laminate Finish Tablet Arm (Standard Configuration)												
	7724-SF-1S-T1-PPSL-TBLM	1897	2007	2115	2224	2332	2759	34/864	31/787	38/965	20/0.57	94/42.6	6/5.5
	7724-SF-2S-T1-PPSL-TBLM	2487	2636	2786	2935	3084	3724	55/1397	31/787	38/965	32/0.91	125/56.7	8/7.3
	7724-SF-3S-T1-PPSL-TBLM	3076	3296	3516	3735	3955	4808	76/1930	31/787	38/965	44/1.24	157/71.2	10/9.1
Epic 7724	 Epic 7724 Wood Veneer Finish Tablet Arm (Standard Configuration)												
	7724-SF-1S-T1-PPSL-TBVN	2005	2113	2222	2330	2439	2866	34/864	31/787	38/965	20/0.57	94/42.6	6/5.5
	7724-SF-2S-T1-PPSL-TBVN	2594	2743	2892	3041	3190	3830	55/1397	31/787	38/965	32/0.91	125/56.7	8/7.3
Standard with 4 Post Legs	7724-SF-3S-T1-PPSL-TBVN	3183	3403	3622	3842	4062	4915	76/1930	31/787	38/965	44/1.24	157/71.2	10/9.1

STYLE	SPECIFICATIONS	DESIGN source international	PRODUCT	GRADE 3 COM	GRADE 4	GRADE 5	GRADE 6	GRADE 7	GRADE LE					
 <p>Armless Chair - with outside curved backrest</p>		SMALL Seat and Back	16SSD-05-00-D6	595	627	659	691	741	891	DURABLE FOAM SEAT				
			16SSD-15-00-D6	616	648	680	712	762	912					
			MEDIUM Seat and Back	17MMD-05-00-D6	605	637	669	701	751		901			
				17MMD-15-00-D6	626	658	690	722	772		922			
			LARGE Seat and Back	18LLD-05-00-D6	665	697	729	761	811		961			
				18LLD-15-00-D6	686	718	750	782	832		982			
 <p>"EA" Arms Chair - with outside curved backrest</p>		SMALL Seat and Back	16SSD-05-EA-D6	637	669	741	733	783	933	DURABLE FOAM SEAT				
			16SSD-15-EA-D6	658	690	722	754	804	954					
			MEDIUM Seat and Back	17MMD-05-EA-D6	647	679	711	743	793		943			
				17MMD-15-EA-D6	668	700	732	764	814		964			
			LARGE Seat and Back	18LLD-05-EA-D6	707	739	771	803	853		1003			
				18LLD-15-EA-D6	728	760	792	824	874		1024			
 <p>"FB" Arms Chair - with outside curved backrest</p>		SMALL Seat and Back	16SSD-05-FB-D6	676	708	740	772	822	972	DURABLE FOAM SEAT				
			16SSD-15-FB-D6	697	729	761	793	843	993					
			MEDIUM Seat and Back	17MMD-05-FB-D6	686	718	750	782	832		982			
				17MMD-15-FB-D6	707	739	771	803	853		1003			
			LARGE Seat and Back	18LLD-05-FB-D6	746	778	810	842	892		1042			
				18LLD-15-FB-D6	767	799	831	863	913		1063			
 <p>Drafting Armless Chair - with outside curved backrest</p>		SMALL Seat and Back	16SSD-12-00-D6	686	718	750	782	832	982	DURABLE FOAM SEAT				
			17MMD-12-00-D6	696	728	760	792	842	992					
			LARGE Seat and Back	18LLD-12-00-D6	756	788	820	852	902		1052			
			 <p>Drafting "EA" Arms Chair - with outside curved backrest</p>		SMALL Seat and Back	16SSD-12-EA-D6	728	760	792		824	874	1024	DURABLE FOAM SEAT
						17MMD-12-EA-D6	738	770	802		834	884	1034	
						LARGE Seat and Back	18LLD-12-EA-D6	798	830		862	894	944	
 <p>"EA" Arms Chair - with outside curved backrest</p>		BIG & TALL 350LBS/150KGS LARGE Seat and Back				19LLM-05-EA-D6	1007	1039	1071	1103	1153	1303	MOLDED FOAM SEAT	
						Big & Tall Chair specifications are based on a standard forty hour work week, eight hour single shift work day, for users weighing up to 350lbs/150Kgs.								
Available Options														
In/Out Width Arm (IN)			Nylon Base (D6)			Aluminum Base (C6)								
														
Arm Adapter Plate Expands each arm Width up to 2"/51mm Add Code (IN) Add 11.00/Set			Black Finish (STANDARD)			Aluminum Base Replace Code (A4) with (C6) Add 64.00								
						Adjacent product is suitable for courier shipments.								
							Adjacent product is available as part of our 5 Day Express Program.							

CHOICE S.M.L. - ergonomic series specifications

Small Seat and Back

Overall height	36-39in/914-991mm
Seat to floor height	17-20in/432-508mm
Overall width	23in/584mm
Seat width	17.5in/445mm
Overall depth	22in/559mm
Seat depth	17in/432mm
COM yardage	1.75yds/1.6m
Weight per chair	39lbs/18kgs
Qty per box	1
Volume	6cu. ft./17m3



Medium Seat and Back

Overall height	40-45in/1016-1143mm
Seat to floor height	18.5-23in/470-584mm
Overall width	24in/10mm
Seat width	19.5in/495mm
Overall depth	24in/610mm
Seat depth	19in/483mm
COM yardage	1.75yds/1.6m
Weight per chair	44.5lbs/20kgs
Qty per box	1
Volume	6cu. ft./17m3



Large Seat and Back

Overall height	42-47in/1067-1194mm
Seat to floor height	20-25in/508-635mm
Overall width	25.5in/648mm
Seat width	21.5in/546mm
Overall depth	28in/711mm
Seat depth	21in/533mm
COM yardage	2yds/1.8m
Weight per chair	47.5lbs/21.5kgs
Qty per box	1
Volume	7cu. ft./20m3



DESIGN YOUR OWN CHAIR - Maximize your Seating Comfort. Select standard size or customize the Seat and Back size to fit your body type:



Small Seat Size (S)
17.5in/445mm Seat Width
17in/432mm Seat Depth



Medium Seat Size (M)
19.5in/495mm Seat Width
19in/483mm Seat Depth



Large Seat Size (L)
21.5in/546mm Seat Width
21in/533mm Seat Depth



Small Back Size (S)
17.5in/445mm Back Width
19in/483mm Back Height



Medium Back Size (M)
18.5in/470mm Back Width
21in/533mm Back Height



Large Back Size (L)
19.5in/495mm Back Width
24in/610mm Back Height



Chair User Personal Height
Under 64in/1626mm
Gas Cylinder Code: (cy3)



Chair User Personal Height
65-72in/1651-1829mm
Gas Cylinder Code: (cy4)



Chair User Personal Height
Over 72in/1829mm
Gas Cylinder Code: (cy5)

Example:
Small Seat with Medium Back
10SMD-05-EA-D6

Example:
Medium Seat with Small Back
10MSD-05-EA-D6

Example:
Large Seat with Medium Back
10LMD-05-EA-D6

Description of Chair Codes:

Example Code:





10 M L D
↑ ↑ ↑ ↑
Style Seat Back Seat Foam

DESIGN YOUR OWN CHAIR








-05 -EA -D6 -VA10 -cy4
↑ ↑ ↑ ↑ ↑
Mech. Arm Base Fabric No. Gas Cylinder

Custom Order Pricing

Use Large Seat and Back (LL) product pricing when ordering a "DESIGN YOUR OWN CHAIR".

STYLE	SPECIFICATIONS	DESIGN source international	PRODUCT	GRADE 3 COM	GRADE 4	GRADE 5	GRADE 6	GRADE 7	GRADE LE		
 <p>COURIER GS</p>	Overall height	48-52in/1219-1321mm	1005D-17-JA-D6	909	941	973	1005	1058	1376	DURABLE FOAM SEAT	
	Seat to floor height	20-24in/508-610mm	1005D-08-JA-D6	941	973	1005	1037	1090	1408		
	Overall width	26.5in/673mm	1005D-09-JA-D6	973	1005	1037	1068	1121	1439		
	Seat width	19.5in/495mm		1005D-17-YA-D6	962	994	1026	1058	1111	1429	DURABLE FOAM SEAT
	Overall depth	30in/762mm		1005D-08-YA-D6	994	1026	1058	1090	1143	1461	
	Seat depth	21in/533mm		1005D-09-YA-D6	1026	1058	1090	1121	1174	1492	
	COM yardage	4yds/3.6m		1005D-17-WA-D6	994	1026	1058	1090	1143	1461	DURABLE FOAM SEAT
	Weight per chair	53lbs/24kgs		1005D-08-WA-D6	1026	1058	1090	1121	1174	1492	
	Qty per box	1		1005D-09-WA-D6	1058	1090	1121	1153	1206	1524	
	Volume	14cu. ft./40m3									
	 <p>COURIER GS</p>	Overall height	41-45in/1041-1143mm	1000D-17-JA-D6	825	856	888	920	973	1291	DURABLE FOAM SEAT
		Seat to floor height	20-24in/508-610mm	1000D-08-JA-D6	856	888	920	952	1005	1323	
Overall width		24in/610mm	1000D-09-JA-D6	888	920	952	984	1037	1355		
Seat width		19.5in/495mm		1000D-17-YA-D6	878	909	941	973	1026	1344	DURABLE FOAM SEAT
Overall depth		29in/737mm		1000D-08-YA-D6	909	941	973	1005	1058	1376	
Seat depth		20in/508mm		1000D-09-YA-D6	941	973	1005	1037	1090	1408	
COM yardage		4yds/3.6m		1000D-17-WA-D6	909	941	973	1005	1058	1376	DURABLE FOAM SEAT
Weight per chair		48lbs/22kgs		1000D-08-WA-D6	941	973	1005	1037	1090	1408	
Qty per box		1		1000D-09-WA-D6	973	1005	1037	1068	1121	1439	
Volume		14cu. ft./40m3									
 <p>COURIER GS</p>		Overall height	38-42in/965-1067mm	1001D-17-JA-D6	793	818	844	869	922	1240	DURABLE FOAM SEAT
		Seat to floor height	20-24in/508-610mm	1001D-08-JA-D6	825	850	876	901	954	1272	
	Overall width	26.5in/673mm	1001D-09-JA-D6	856	882	907	933	986	1304		
	Seat width	19.5in/495mm		1001D-17-YA-D6	846	871	897	922	975	1293	DURABLE FOAM SEAT
	Overall depth	30in/762mm		1001D-08-YA-D6	878	903	929	954	1007	1325	
	Seat depth	21in/533mm		1001D-09-YA-D6	909	935	960	986	1039	1357	
	COM yardage	3yds/2.7m		1001D-17-WA-D6	878	903	929	954	1007	1325	DURABLE FOAM SEAT
	Weight per chair	48lbs/22kgs		1001D-08-WA-D6	909	935	960	986	1039	1357	
	Qty per box	1		1001D-09-WA-D6	941	967	992	1018	1071	1389	
	Volume	13cu. ft./37m3									
	 <p>COURIER GS</p>	Overall height	38in/965mm	1002D-00-JA-GB	793	818	844	869	922	1240	DURABLE FOAM SEAT
		Seat to floor height	20in/508mm								
Overall width		26.5in/673mm		1002D-00-YA-GB	846	871	897	922	975	1293	DURABLE FOAM SEAT
Overall depth		30in/762mm									
Seat width		19.5in/495mm		1002D-00-WA-GB	878	903	929	954	1007	1325	DURABLE FOAM SEAT
Seat depth		21in/533mm									
COM yardage	3yds/2.7m										
Weight per chair	35lbs/16kgs										
Qty per box	1										
Volume	13cu. ft./37m3										

Available Options








 <p>Upholstered Arm (JA)</p>	 <p>Urethane Arm (YA)</p>	 <p>Wood Arm with Arm Pad (WA)</p>	 <p>Nylon Base (D6)</p>	 <p>Aluminum Base (C6)</p>	 <p>Guest Chair Frame (GB)</p>	 <p>Guest Chair Frame (GS)</p>
		Specify Wood Finish	Black Finish (STANDARD)	Aluminum Base Replace Code (D6) with (C6) Add 64.00	Black Finish (STANDARD)	Silver Finish Replace Code (GB) with (GS) Add 11.00



Adjacent product is suitable for courier shipments.






STYLE	SPECIFICATIONS	DESIGN source international	PRODUCT	GRADE 3 COM	GRADE 4	GRADE 5	GRADE 6	GRADE 7	GRADE LE							
 <p>COURIER GS</p> <p>High Back</p>	Overall height 44-48in/1118-1219mm Seat to floor height 18-22in/457-559mm Overall width 24in/610mm Seat width 19.5in/495mm Overall depth 30in/762mm Seat depth 20in/508mm COM yardage 3.5yds/3.2m Weight per chair 48lbs/22kgs Qty per box 1 Volume 14cu. ft./40m3		1900D-17-KA-A6	655	681	706	731	784	1102	DURABLE FOAM SEAT						
			1900D-08-KA-A6	687	712	738	763	816	1134							
			1900D-09-KA-A6	719	744	770	795	848	1166							
						1900D-17-YA-A6	708	734	759	784	837	1155	DURABLE FOAM SEAT			
						1900D-08-YA-A6	740	765	791	816	869	1187				
						1900D-09-YA-A6	772	797	823	848	901	1219				
									1900D-17-WA-A6	740	765	791	816	869	1187	DURABLE FOAM SEAT
									1900D-08-WA-A6	772	797	823	848	901	1219	
									1900D-09-WA-A6	803	829	854	880	933	1251	
						 <p>COURIER GS</p> <p>Mid Back</p>	Overall height 36-40in/914-1016mm Seat to floor height 18-22in/457-559mm Overall width 24in/610mm Seat width 19.5in/495mm Overall depth 28in/711mm Seat depth 20in/508mm COM yardage 3yds/2.7m Weight per chair 44lbs/20kgs Qty per box 1 Volume 13cu. ft./37m3		1901D-17-KA-A6	625	647	668	689	742	1060	DURABLE FOAM SEAT
									1901D-08-KA-A6	657	678	700	721	774	1092	
									1901D-09-KA-A6	689	710	731	753	806	1124	
			1901D-17-YA-A6	678	700				721	742	795	1113	DURABLE FOAM SEAT			
			1901D-08-YA-A6	710	731				753	774	827	1145				
			1901D-09-YA-A6	742	763				784	806	859	1177				
									1901D-17-WA-A6	710	731	753	774	827	1145	DURABLE FOAM SEAT
									1901D-08-WA-A6	742	763	784	806	859	1177	
									1901D-09-WA-A6	774	795	816	837	890	1208	
			 <p>COURIER GS</p> <p>Guest Chair</p>	Overall height 36in/914mm Seat to floor height 18in/457mm Overall width 24in/610mm Seat width 19.5in/495mm Overall depth 28in/711mm Seat depth 20in/508mm COM yardage 3yds/2.7m Weight per chair 34lbs/15kgs Qty per box 1 Volume 13cu. ft./37m3					1902D-00-KA-GB	625	647	668	689	742	1060	DURABLE FOAM SEAT
									1902D-00-YA-GB	678	700	721	742	795	1113	
												1902D-00-WA-GB	710	731	753	774


Available Options

 <p>Upholstered Arm (KA)</p>	 <p>Urethane Arm (YA)</p>	 <p>Wood Arm with Arm Pad (WA)</p>	 <p>Nylon Base (A6)</p>	 <p>Aluminum Base (C6)</p>	 <p>Guest Chair Frame (GB)</p>	 <p>Guest Chair Frame (GS)</p>
		Specify Wood Finish	Black Finish (STANDARD)	Aluminum Base Replace Code (A6) with (C6) Add 64.00	Black Finish (STANDARD)	Silver Finish Replace Code (GB) with (GS) Add 11.00



Adjacent product is suitable for courier shipments.

STYLE	SPECIFICATIONS	DESIGN source international	PRODUCT	GRADE 3 COM	GRADE 4	GRADE 5	GRADE 6	GRADE 7	GRADE LE		
 <p>COURIER 5 DAY EXPRESS</p>	Overall height	46-53in/1168-1346mm	2400D-25-00-V6	581	615	649	683	736	948	DURABLE FOAM SEAT	
	Seat to floor height	18-23in/457-584mm	2400D-05-00-V6	596	630	664	697	750	962		
	Overall width	19.5in/495mm	2400D-55-00-V6	617	651	685	719	772	984		
	Seat width	19.5in/495mm									
	Overall depth	24in/610mm		2400M-25-00-V6	634	668	702	736	789	1001	MOLDED FOAM SEAT
	Seat depth	19in/483mm		2400M-05-00-V6	649	683	717	750	803	1015	
	COM yardage	2yds/1.8m		2400M-55-00-V6	670	704	738	772	825	1037	
	Weight per chair	43lbs/19.5kgs									
	Qty per box	1									
	Volume	9cu. ft./ .25m3		2400W-25-00-V6	613	647	681	714	767	979	WATERFALL FOAM SEAT
				2400W-05-00-V6	628	661	695	729	782	994	
				2400W-55-00-V6	649	683	717	750	803	1015	
 <p>COURIER 5 DAY EXPRESS</p>	Overall height	46-53in/1168-1346mm	2400D-25-EA-V6	623	657	691	725	778	990	DURABLE FOAM SEAT	
	Seat to floor height	18-23in/457-584mm	2400D-05-EA-V6	638	672	706	740	793	1005		
	Overall width	27in/686mm	2400D-55-EA-V6	659	693	727	761	814	1026		
	Seat width	19.5in/495mm									
	Overall depth	24in/610mm		2400M-25-EA-V6	676	710	744	778	831	1043	MOLDED FOAM SEAT
	Seat depth	19in/483mm		2400M-05-EA-V6	691	725	759	793	846	1058	
	COM yardage	2yds/1.8m		2400M-55-EA-V6	712	746	780	814	867	1079	
	Weight per chair	48.5lbs/22kgs									
	Qty per box	1									
	Volume	9cu. ft./ .25m3		2400W-25-EA-V6	655	689	723	757	810	1022	WATERFALL FOAM SEAT
				2400W-05-EA-V6	670	704	738	772	825	1037	
				2400W-55-EA-V6	691	725	759	793	846	1058	
 <p>COURIER 5 DAY EXPRESS</p>	Overall height	46-53in/1168-1346mm	2400D-25-FB-V6	661	695	729	763	816	1028	DURABLE FOAM SEAT	
	Seat to floor height	18-23in/457-584mm	2400D-05-FB-V6	676	710	744	778	831	1043		
	Overall width	27in/686mm	2400D-55-FB-V6	697	731	765	799	852	1064		
	Seat width	19.5in/495mm									
	Overall depth	24in/610mm		2400M-25-FB-V6	714	748	782	816	869	1081	MOLDED FOAM SEAT
	Seat depth	19in/483mm		2400M-05-FB-V6	729	763	797	831	884	1096	
	COM yardage	2yds/1.8m		2400M-55-FB-V6	750	784	818	852	905	1117	
	Weight per chair	50.5lbs/23kgs									
	Qty per box	1									
	Volume	9cu. ft./ .25m3		2400W-25-FB-V6	693	727	761	795	848	1060	WATERFALL FOAM SEAT
				2400W-05-FB-V6	708	742	776	810	863	1075	
				2400W-55-FB-V6	729	763	797	831	884	1096	
 <p>COURIER 5 DAY EXPRESS</p>	Overall height	40-47in/1016-1194mm	2401D-25-00-V6	555	585	615	644	697	909	DURABLE FOAM SEAT	
	Seat to floor height	18-23in/457-584mm	2401D-05-00-V6	570	600	630	659	712	924		
	Overall width	19.5in/495mm	2401D-55-00-V6	591	621	651	681	734	946		
	Seat width	19.5in/495mm									
	Overall depth	24in/610mm		2401M-25-00-V6	608	638	668	697	750	962	MOLDED FOAM SEAT
	Seat depth	19in/483mm		2401M-05-00-V6	623	653	683	712	765	977	
	COM yardage	1.75yds/1.6m		2401M-55-00-V6	644	674	704	734	787	999	
	Weight per chair	39lbs/18kgs									
	Qty per box	1									
	Volume	7cu. ft./ .20m3		2401W-25-00-V6	587	617	647	676	729	941	WATERFALL FOAM SEAT
				2401W-05-00-V6	602	632	661	691	744	956	
				2401W-55-00-V6	623	653	683	712	765	977	
 <p>COURIER 5 DAY EXPRESS</p>	Overall height	40-47in/1016-1194mm	2401D-25-EA-V6	598	628	657	687	740	952	DURABLE FOAM SEAT	
	Seat to floor height	18-23in/457-584mm	2401D-05-EA-V6	613	642	672	702	755	967		
	Overall width	27in/686mm	2401D-55-EA-V6	634	664	693	723	776	988		
	Seat width	19.5in/495mm									
	Overall depth	24in/610mm		2401M-25-EA-V6	651	681	710	740	793	1005	MOLDED FOAM SEAT
	Seat depth	19in/483mm		2401M-05-EA-V6	666	695	725	755	808	1020	
	COM yardage	1.75yds/1.6m		2401M-55-EA-V6	687	717	746	776	829	1041	
	Weight per chair	44.5lbs/20kgs									
	Qty per box	1									
	Volume	7cu. ft./ .20m3		2401W-25-EA-V6	630	659	689	719	772	984	WATERFALL FOAM SEAT
				2401W-05-EA-V6	644	674	704	734	787	999	
				2401W-55-EA-V6	666	695	725	755	808	1020	

STYLE	SPECIFICATIONS	DESIGN source international	PRODUCT	GRADE 3 COM	GRADE 4	GRADE 5	GRADE 6	GRADE 7	GRADE LE		
 <p>COURIER 5 DAY EXPRESS</p> <p>Overall height 40-47in/1016-1194mm Seat to floor height 18-23in/457-584mm Overall width 27in/686mm Seat width 19.5in/495mm Overall depth 24in/610mm Seat depth 19in/483mm COM yardage 1.75yds/1.6m Weight per chair 46.5lbs/21kgs Qty per box 1 Volume 7cu. ft./20m3</p> <p>Mid Back - "FB" Arms</p>			2401D-25-FB-V6	636	666	695	725	778	990	DURABLE FOAM SEAT	
			2401D-05-FB-V6	651	681	710	740	793	1005		
			2401D-55-FB-V6	672	702	731	761	814	1026		
				2401M-25-FB-V6	689	719	748	778	831	1043	MOLDED FOAM SEAT
				2401M-05-FB-V6	704	734	763	793	846	1058	
				2401M-55-FB-V6	725	755	784	814	867	1079	
				2401W-25-FB-V6	668	697	727	757	810	1022	WATERFALL FOAM SEAT
				2401W-05-FB-V6	683	712	742	772	825	1037	
				2401W-55-FB-V6	704	734	763	793	846	1058	









Adjacent product is suitable for courier shipments.











Adjacent product is available as part of our 5 Day Express Program.





Available Options

<p>Adjustable Lumbar (AL)</p>  <p>Lumbar, Pelvis, Upper Body Support Add Code (AL) Add 70.00</p>	<p>Back Guard (BG)</p>  <p>Back Edge - Clear Vinyl Bumper Guard Add Code (BG) Add 21.00</p>	<p>Visco Elastic Memory Foam (V)</p>  <p>Slow Release Pressure Relieving Conforms to Body Type Seat Foam Replace Code (D) with (V) Add 70.00</p>	<p>In/Out Width Arm (IN)</p>  <p>Arm Adapter Plate Expands each arm Width up to 2"/51mm Add Code (IN) Add 11.00/Set</p>	<p>Angled Base (V6)</p>  <p>Angled Base (STANDARD)</p>	<p>Aluminum Base (C6)</p>  <p>Aluminum Base Replace Code (V6) with (C6) Add 64.00</p>
---	--	---	--	---	--







Slider Seat Options

<p>Mechanism (35) with slider seat</p>  <p>Allows seat to move forward up to 2in/51mm Replace Code (25) with (35) Add 21.00</p>	<p>Mechanism (15) with slider seat</p>  <p>Allows seat to move forward up to 2in/51mm Replace Code (05) with (15) Add 21.00</p>	<p>Mechanism (65) with slider seat</p>  <p>Allows seat to move forward up to 2in/51mm Replace Code (55) with (65) Add 21.00</p>
--	--	--




STYLE	SPECIFICATIONS	DESIGN source international	PRODUCT	GRADE 3 COM	GRADE 4	GRADE 5	GRADE 6	GRADE 7	GRADE LE		
 <p>COURIER 5 DAY EXPRESS</p>	Overall height	41-49in/1041-1245mm	2500D-25-00-A4	517	551	585	619	672	831	DURABLE FOAM SEAT	
	Seat to floor height	18-23in/457-584mm	2500D-05-00-A4	532	566	600	634	687	846		
	Overall width	19.5in/495mm	2500D-55-00-A4	553	587	621	655	708	867		
	Seat width	19.5in/495mm									
	Overall depth	24in/610mm		2500M-25-00-A4	570	604	638	672	725	884	MOLDED FOAM SEAT
	Seat depth	19in/483mm		2500M-05-00-A4	585	619	653	687	740	899	
	COM yardage	2yds/1.8m		2500M-55-00-A4	606	640	674	708	761	920	
	Weight per chair	42lbs/19kgs									
	Qty per box	1									
	Volume	7cu. ft./ .20m3		2500W-25-00-A4	549	583	617	651	704	863	WATERFALL FOAM SEAT
				2500W-05-00-A4	564	598	632	666	719	878	
				2500W-55-00-A4	585	619	653	687	740	899	
 <p>COURIER 5 DAY EXPRESS</p>	Overall height	41-49in/1041-1245mm	2500D-25-EA-A4	560	594	628	661	714	873	DURABLE FOAM SEAT	
	Seat to floor height	18-23in/457-584mm	2500D-05-EA-A4	575	608	642	676	729	888		
	Overall width	27in/686mm	2500D-55-EA-A4	596	630	664	697	750	909		
	Seat width	19.5in/495mm									
	Overall depth	24in/610mm		2500M-25-EA-A4	613	647	681	714	767	926	MOLDED FOAM SEAT
	Seat depth	19in/483mm		2500M-05-EA-A4	628	661	695	729	782	941	
	COM yardage	2yds/1.8m		2500M-55-EA-A4	649	683	717	750	803	962	
	Weight per chair	47.5lbs/21.5kgs									
	Qty per box	1									
	Volume	7cu. ft./ .20m3		2500W-25-EA-A4	591	625	659	693	746	905	WATERFALL FOAM SEAT
				2500W-05-EA-A4	606	640	674	708	761	920	
				2500W-55-EA-A4	628	661	695	729	782	941	
 <p>COURIER 5 DAY EXPRESS</p>	Overall height	41-49in/1041-1245mm	2500D-25-FB-A4	598	632	666	700	753	912	DURABLE FOAM SEAT	
	Seat to floor height	18-23in/457-584mm	2500D-05-FB-A4	613	647	681	714	767	926		
	Overall width	27in/686mm	2500D-55-FB-A4	634	668	702	736	789	948		
	Seat width	19.5in/495mm									
	Overall depth	24in/610mm		2500M-25-FB-A4	651	685	719	753	806	965	MOLDED FOAM SEAT
	Seat depth	19in/483mm		2500M-05-FB-A4	666	700	734	767	820	979	
	COM yardage	2yds/1.8m		2500M-55-FB-A4	687	721	755	789	842	1001	
	Weight per chair	49.5lbs/22kgs									
	Qty per box	1									
	Volume	7cu. ft./ .20m3		2500W-25-FB-A4	630	664	697	731	784	943	WATERFALL FOAM SEAT
				2500W-05-FB-A4	644	678	712	746	799	958	
				2500W-55-FB-A4	666	700	734	767	820	979	
 <p>COURIER 5 DAY EXPRESS</p>	Overall height	36-44in/914-1118mm	2501D-25-00-A4	492	522	551	581	634	793	DURABLE FOAM SEAT	
	Seat to floor height	18-23in/457-584mm	2501D-05-00-A4	507	536	566	596	649	808		
	Overall width	19.5in/495mm	2501D-55-00-A4	528	558	587	617	670	829		
	Seat width	19.5in/495mm									
	Overall depth	24in/610mm		2501M-25-00-A4	545	575	604	634	687	846	MOLDED FOAM SEAT
	Seat depth	19in/483mm		2501M-05-00-A4	560	589	619	649	702	861	
	COM yardage	1.75yds/1.6m		2501M-55-00-A4	581	611	640	670	723	882	
	Weight per chair	39lbs/18kgs									
	Qty per box	1									
	Volume	6cu. ft./ .17m3		2501W-25-00-A4	524	553	583	613	666	825	WATERFALL FOAM SEAT
				2501W-05-00-A4	538	568	598	628	681	840	
				2501W-55-00-A4	560	589	619	649	702	861	
 <p>COURIER 5 DAY EXPRESS</p>	Overall height	36-44in/914-1118mm	2501D-25-EA-A4	534	564	594	623	676	835	DURABLE FOAM SEAT	
	Seat to floor height	18-23in/457-584mm	2501D-05-EA-A4	549	579	608	638	691	850		
	Overall width	27in/686mm	2501D-55-EA-A4	570	600	630	659	712	871		
	Seat width	19.5in/495mm									
	Overall depth	24in/610mm		2501M-25-EA-A4	587	617	647	676	729	888	MOLDED FOAM SEAT
	Seat depth	19in/483mm		2501M-05-EA-A4	602	632	661	691	744	903	
	COM yardage	1.75yds/1.6m		2501M-55-EA-A4	623	653	683	712	765	924	
	Weight per chair	44.5lbs/20kgs									
	Qty per box	1									
	Volume	6cu. ft./ .17m3		2501W-25-EA-A4	566	596	625	655	708	867	WATERFALL FOAM SEAT
				2501W-05-EA-A4	581	611	640	670	723	882	
				2501W-55-EA-A4	602	632	661	691	744	903	






STYLE	SPECIFICATIONS	DESIGN source international	PRODUCT	GRADE 3 COM	GRADE 4	GRADE 5	GRADE 6	GRADE 7	GRADE LE			
 <p>COURIER 5 DAY EXPRESS</p>	Overall height	36-44in/914-1118mm	2501D-25-FB-A4	572	602	632	661	714	873	DURABLE FOAM SEAT		
	Seat to floor height	18-23in/457-584mm	2501D-05-FB-A4	587	617	647	676	729	888			
	Overall width	27in/686mm	2501D-55-FB-A4	608	638	668	697	750	909			
	Seat width	19.5in/495mm		2501M-25-FB-A4	625	655	685	714	767	926	MOLDED FOAM SEAT	
	Overall depth	24in/610mm		2501M-05-FB-A4	640	670	700	729	782	941		
	Seat depth	19in/483mm		2501M-55-FB-A4	661	691	721	750	803	962		
	COM yardage	1.75yds/1.6m		2501W-25-FB-A4	604	634	664	693	746	905	WATERFALL FOAM SEAT	
	Weight per chair	46.5lbs/21kgs		2501W-05-FB-A4	619	649	678	708	761	920		
	Qty per box	1		2501W-55-FB-A4	640	670	700	729	782	941		
Volume	6cu. ft./1.17m3											
Mid Back - "FB" Arms												
 <p>COURIER 5 DAY EXPRESS</p>	Overall height	41-49in/1041-1245mm	2501D-12-00-A6	623	653	683	712	765	924	DURABLE FOAM SEAT		
	Seat to floor height	23-28in/584-711mm										
	Overall width	19.5in/495mm										
	Seat width	19.5in/495mm		2501M-12-00-A6	676	706	736	765	818	977	MOLDED FOAM SEAT	
	Overall depth	24in/610mm										
	Seat depth	19in/483mm										
	COM yardage	1.75yds/1.6m		2501W-12-00-A6	655	685	714	744	797	956	WATERFALL FOAM SEAT	
	Weight per chair	44lbs/20kgs										
	Qty per box	1										
Volume	6cu. ft./1.17m3											
Drafting - Armless												
 <p>COURIER 5 DAY EXPRESS</p>	Overall height	41-49in/1041-1245mm	2501D-12-EA-A6	666	695	725	755	808	967	DURABLE FOAM SEAT		
	Seat to floor height	23-28in/584-711mm										
	Overall width	27in/686mm										
	Seat width	19.5in/495mm		2501M-12-EA-A6	719	748	778	808	861	1020	MOLDED FOAM SEAT	
	Overall depth	24in/610mm										
	Seat depth	19in/483mm										
	COM yardage	1.75yds/1.6m		2501W-12-EA-A6	697	727	757	787	840	999	WATERFALL FOAM SEAT	
	Weight per chair	49.5lbs/22kgs										
	Qty per box	1										
Volume	6cu. ft./1.17m3											
Drafting - "EA" Arms												
 <p>COURIER 5 DAY EXPRESS</p>	Overall height	36in/914mm	2502D-00-00-GB	492	522	551	581	634	793	DURABLE FOAM SEAT		
	Seat to floor height	18in/457mm										
	Overall width	19.5in/495mm										
	Seat width	19.5in/495mm		2502M-00-00-GB	545	575	604	634	687	846	MOLDED FOAM SEAT	
	Overall depth	24in/610mm										
	Seat depth	19in/483mm										
	COM yardage	1.75yds/1.6m		2502W-00-00-GB	524	553	583	613	666	825	WATERFALL FOAM SEAT	
	Weight per chair	32lbs/14.5kgs										
	Qty per box	1										
Volume	6cu. ft./1.17m3											
Guest Chair - Armless												
With seat depth adjustment				COURIER 5 DAY EXPRESS	Adjacent product is suitable for courier shipments.						5 DAY EXPRESS	Adjacent product is available as part of our 5 Day Express Program.









Available Options

Adjustable Lumbar (AL)	Back Guard (BG)	Visco Elastic Memory Foam (V)	In/Out Width Arm (IN)	Nylon Base (A4)	Aluminum Base (C6)
					
Lumbar, Pelvis, Upper Body Support Add Code (AL) Add 70.00	Back Edge - Clear Vinyl Bumper Guard Add Code (BG) Add 21.00	Slow Release Pressure Relieving Conforms to Body Type Seat Foam Replace Code (D) with (V) Add 70.00	Arm Adapter Plate Expands each arm Width up to 2"/51mm Add Code (IN) Add 11.00/Set	Black Finish (STANDARD)	Aluminum Base Replace Code (A4) with (C6) Add 64.00







Slider Seat Options Note: Replace Base Code (A4) with (A6)

Mechanism (35) with slider seat	Mechanism (15) with slider seat	Mechanism (65) with slider seat
		
Allows seat to move forward up to 2in/51mm Replace Code (25) with (35) Add 21.00	Allows seat to move forward up to 2in/51mm Replace Code (05) with (15) Add 21.00	Allows seat to move forward up to 2in/51mm Replace Code (55) with (65) Add 21.00




STYLE	SPECIFICATIONS	DESIGN source international	PRODUCT	GRADE 3 COM	GRADE 4	GRADE 5	GRADE 6	GRADE 7	GRADE LE		
 <p>COURIER 5 DAY EXPRESS</p>	Overall height	41-49in/1041-1245mm	2600D-25-00-A4	496	530	564	598	651	810	DURABLE FOAM SEAT	
	Seat to floor height	18-23in/457-584mm	2600D-05-00-A4	511	545	579	613	666	825		
	Overall width	19.5in/495mm	2600D-55-00-A4	532	566	600	634	687	846		
	Seat width	19.5in/495mm									
	Overall depth	24in/610mm		2600M-25-00-A4	549	583	617	651	704	863	MOLDED FOAM SEAT
	Seat depth	19in/483mm		2600M-05-00-A4	564	598	632	666	719	878	
	COM yardage	2yds/1.8m		2600M-55-00-A4	585	619	653	687	740	899	
	Weight per chair	42lbs/19kgs									
	Qty per box	1									
	Volume	7cu. ft./ .20m3		2600W-25-00-A4	528	562	596	630	683	842	WATERFALL FOAM SEAT
				2600W-05-00-A4	543	577	611	644	697	856	
				2600W-55-00-A4	564	598	632	666	719	878	
 <p>COURIER 5 DAY EXPRESS</p>	Overall height	41-49in/1041-1245mm	2600D-25-EA-A4	538	572	606	640	693	852	DURABLE FOAM SEAT	
	Seat to floor height	18-23in/457-584mm	2600D-05-EA-A4	553	587	621	655	708	867		
	Overall width	27in/686mm	2600D-55-EA-A4	575	608	642	676	729	888		
	Seat width	19.5in/495mm									
	Overall depth	24in/610mm		2600M-25-EA-A4	591	625	659	693	746	905	MOLDED FOAM SEAT
	Seat depth	19in/483mm		2600M-05-EA-A4	606	640	674	708	761	920	
	COM yardage	2yds/1.8m		2600M-55-EA-A4	628	661	695	729	782	941	
	Weight per chair	47.5lbs/21.5kgs									
	Qty per box	1									
	Volume	7cu. ft./ .20m3		2600W-25-EA-A4	570	604	638	672	725	884	WATERFALL FOAM SEAT
				2600W-05-EA-A4	585	619	653	687	740	899	
				2600W-55-EA-A4	606	640	674	708	761	920	
 <p>COURIER 5 DAY EXPRESS</p>	Overall height	41-49in/1041-1245mm	2600D-25-FB-A4	577	611	644	678	731	890	DURABLE FOAM SEAT	
	Seat to floor height	18-23in/457-584mm	2600D-05-FB-A4	591	625	659	693	746	905		
	Overall width	27in/686mm	2600D-55-FB-A4	613	647	681	714	767	926		
	Seat width	19.5in/495mm									
	Overall depth	24in/610mm		2600M-25-FB-A4	630	664	697	731	784	943	MOLDED FOAM SEAT
	Seat depth	19in/483mm		2600M-05-FB-A4	644	678	712	746	799	958	
	COM yardage	2yds/1.8m		2600M-55-FB-A4	666	700	734	767	820	979	
	Weight per chair	49.5lbs/22kgs									
	Qty per box	1									
	Volume	7cu. ft./ .20m3		2600W-25-FB-A4	608	642	676	710	763	922	WATERFALL FOAM SEAT
				2600W-05-FB-A4	623	657	691	725	778	937	
				2600W-55-FB-A4	644	678	712	746	799	958	
 <p>COURIER 5 DAY EXPRESS</p>	Overall height	36-44in/914-1118mm	2601D-25-00-A4	471	500	530	560	613	772	DURABLE FOAM SEAT	
	Seat to floor height	18-23in/457-584mm	2601D-05-00-A4	485	515	545	575	628	787		
	Overall width	19.5in/495mm	2601D-55-00-A4	507	536	566	596	649	808		
	Seat width	19.5in/495mm									
	Overall depth	24in/610mm		2601M-25-00-A4	524	553	583	613	666	825	MOLDED FOAM SEAT
	Seat depth	19in/483mm		2601M-05-00-A4	538	568	598	628	681	840	
	COM yardage	1.75yds/1.6m		2601M-55-00-A4	560	589	619	649	702	861	
	Weight per chair	39lbs/18kgs									
	Qty per box	1									
	Volume	6cu. ft./ .17m3		2601W-25-00-A4	502	532	562	591	644	803	WATERFALL FOAM SEAT
				2601W-05-00-A4	517	547	577	606	659	818	
				2601W-55-00-A4	538	568	598	628	681	840	
 <p>COURIER 5 DAY EXPRESS</p>	Overall height	36-44in/914-1118mm	2601D-25-EA-A4	513	543	572	602	655	814	DURABLE FOAM SEAT	
	Seat to floor height	18-23in/457-584mm	2601D-05-EA-A4	528	558	587	617	670	829		
	Overall width	27in/686mm	2601D-55-EA-A4	549	579	608	638	691	850		
	Seat width	19.5in/495mm									
	Overall depth	24in/610mm		2601M-25-EA-A4	566	596	625	655	708	867	MOLDED FOAM SEAT
	Seat depth	19in/483mm		2601M-05-EA-A4	581	611	640	670	723	882	
	COM yardage	1.75yds/1.6m		2601M-55-EA-A4	602	632	661	691	744	903	
	Weight per chair	44.5lbs/20kgs									
	Qty per box	1									
	Volume	6cu. ft./ .17m3		2601W-25-EA-A4	545	575	604	634	687	846	WATERFALL FOAM SEAT
				2601W-05-EA-A4	560	589	619	649	702	861	
				2601W-55-EA-A4	581	611	640	670	723	882	






STYLE	SPECIFICATIONS	DESIGN source international	PRODUCT	GRADE 3 COM	GRADE 4	GRADE 5	GRADE 6	GRADE 7	GRADE LE							
 <p>COURIER 5 DAY EXPRESS</p>	Overall height 18-23in/457-584mm Overall width 27in/686mm Seat width 19.5in/495mm Overall depth 24in/610mm Seat depth 19in/483mm COM yardage 1.75yds/1.6m Weight per chair 46.5lbs/21kgs Qty per box 1 Volume 6cu. ft./1.17m3	DESIGN source international	2601D-25-FB-A4	551	581	611	640	693	852	DURABLE FOAM SEAT						
			2601D-05-FB-A4	566	596	625	655	708	867							
			2601D-55-FB-A4	587	617	647	676	729	888							
			 <p>COURIER 5 DAY EXPRESS</p>	Overall height 23-28in/584-711mm Overall width 19.5in/495mm Seat width 19.5in/495mm Overall depth 24in/610mm Seat depth 19in/483mm COM yardage 1.75yds/1.6m Weight per chair 44lbs/20kgs Qty per box 1 Volume 6cu. ft./1.17m3	DESIGN source international	2601M-25-FB-A4	604	634	664	693	746	905	MOLDED FOAM SEAT			
						2601M-05-FB-A4	619	649	678	708	761	920				
						2601M-55-FB-A4	640	670	700	729	782	941				
						 <p>COURIER 5 DAY EXPRESS</p>	Overall height 18-23in/457-584mm Overall width 27in/686mm Seat width 19.5in/495mm Overall depth 24in/610mm Seat depth 19in/483mm COM yardage 1.75yds/1.6m Weight per chair 44.5lbs/20kgs Qty per box 1 Volume 6cu. ft./1.17m3	DESIGN source international	2601W-25-FB-A4	583	613	642	672	725	884	WATERFALL FOAM SEAT
									2601W-05-FB-A4	598	628	657	687	740	899	
									2601W-55-FB-A4	619	649	678	708	761	920	
									 <p>COURIER 5 DAY EXPRESS</p>	Overall height 36-44in/914-1118mm Seat to floor height 18-23in/457-584mm Overall width 27in/686mm Seat width 19.5in/495mm Overall depth 24in/610mm Seat depth 19in/483mm COM yardage 1.75yds/1.6m Weight per chair 44.5lbs/20kgs Qty per box 1 Volume 6cu. ft./1.17m3	DESIGN source international	2601D-11-00-A6	538	568	598	628
2601D-12-00-A6	602	632										661	691	744	903	
2601M-11-00-A6	591	621										651	681	734	893	
 <p>COURIER 5 DAY EXPRESS</p>	Overall height 36-44in/914-1118mm Seat to floor height 18-23in/457-584mm Overall width 27in/686mm Seat width 19.5in/495mm Overall depth 24in/610mm Seat depth 19in/483mm COM yardage 1.75yds/1.6m Weight per chair 44.5lbs/20kgs Qty per box 1 Volume 6cu. ft./1.17m3	DESIGN source international										2601M-12-00-A6	655	685	714	744
			2601W-11-00-A6	570	600							630	659	712	871	
			2601W-12-00-A6	634	664							693	723	776	935	
			 <p>COURIER 5 DAY EXPRESS</p>	Overall height 36in/914mm Seat to floor height 18in/457mm Overall width 19.5in/495mm Seat width 19.5in/495mm Overall depth 24in/610mm Seat depth 19in/483mm COM yardage 1.75yds/1.6m Weight per chair 32lbs/14.5kgs Qty per box 1 Volume 6cu. ft./1.17m3	DESIGN source international							2601D-01-EA-A4	439	469	498	528
						2601D-02-EA-A4	502	532				562	591	644	803	
						2601D-18-EA-A4	513	543				572	602	655	814	
						 <p>COURIER 5 DAY EXPRESS</p>	Overall height 36in/914mm Seat to floor height 18in/457mm Overall width 19.5in/495mm Seat width 19.5in/495mm Overall depth 24in/610mm Seat depth 19in/483mm COM yardage 1.75yds/1.6m Weight per chair 32lbs/14.5kgs Qty per box 1 Volume 6cu. ft./1.17m3	DESIGN source international				2601M-01-EA-A4	492	522	551	581
									2601M-02-EA-A4	555	585	615	644	697	856	
									2601M-18-EA-A4	566	596	625	655	708	867	
									 <p>COURIER 5 DAY EXPRESS</p>	Overall height 36in/914mm Seat to floor height 18in/457mm Overall width 19.5in/495mm Seat width 19.5in/495mm Overall depth 24in/610mm Seat depth 19in/483mm COM yardage 1.75yds/1.6m Weight per chair 32lbs/14.5kgs Qty per box 1 Volume 6cu. ft./1.17m3	DESIGN source international	2601W-01-EA-A4	471	500	530	560
2601W-02-EA-A4	534	564										594	623	676	835	
2601W-18-EA-A4	545	575										604	634	687	846	
Guest Chair - Armless With seat depth adjustment	COURIER 5 DAY EXPRESS	Adjacent product is suitable for courier shipments.										2602D-00-00-GB	471	500	530	560
			2602M-00-00-GB	524	553							583	613	666	825	
			2602W-00-00-GB	502	532							562	591	644	803	





Available Options

Adjustable Lumbar (AL)  Lumbar, Pelvis, Upper Body Support Add Code (AL) Add 70.00	Back Guard (BG)  Back Edge - Clear Vinyl Bumper Guard Add Code (BG) Add 21.00	Visco Elastic Memory Foam (V)  Slow Release Pressure Relieving Conforms to Body Type Seat Foam Replace Code (D) with (V) Add 70.00	In/Out Width Arm (IN)  Arm Adapter Plate Expands each arm Width up to 2"/51mm Add Code (IN) Add 11.00/Set	Nylon Base (A4)  Black Finish (STANDARD)	Aluminum Base (C6)  Aluminum Base Replace Code (A4) with (C6) Add 64.00
--	---	--	--	--	--







Slider Seat Options Note: Replace Base Code (A4) with (A6)

Mechanism (35) with slider seat  Allows seat to move forward up to 2in/51mm Replace Code (25) with (35) Add 21.00	Mechanism (15) with slider seat  Allows seat to move forward up to 2in/51mm Replace Code (05) with (15) Add 21.00	Mechanism (65) with slider seat  Allows seat to move forward up to 2in/51mm Replace Code (55) with (65) Add 21.00
---	---	---




STYLE	SPECIFICATIONS	DESIGN source international	PRODUCT	GRADE 3 COM	GRADE 4	GRADE 5	GRADE 6	GRADE 7	GRADE LE		
 <p>COURIER 5 DAY EXPRESS</p>	Overall height	41-49in/1041-1245mm	2700D-25-00-A4	543	577	611	644	697	856	DURABLE FOAM SEAT	
	Seat to floor height	18-23in/457-584mm	2700D-05-00-A4	558	591	625	659	712	871		
	Overall width	19.5in/495mm	2700D-55-00-A4	579	613	647	681	734	893		
	Seat width	19.5in/495mm									
	Overall depth	24in/610mm		2700M-25-00-A4	596	630	664	697	750	909	MOLDED FOAM SEAT
	Seat depth	19in/483mm		2700M-05-00-A4	611	644	678	712	765	924	
	COM yardage	2yds/1.8m		2700M-55-00-A4	632	666	700	734	787	946	
	Weight per chair	42lbs/19kgs									
	Qty per box	1									
	Volume	7cu. ft./20m3		2700W-25-00-A4	575	608	642	676	729	888	WATERFALL FOAM SEAT
				2700W-05-00-A4	589	623	657	691	744	903	
				2700W-55-00-A4	611	644	678	712	765	924	
 <p>COURIER 5 DAY EXPRESS</p>	Overall height	41-49in/1041-1245mm	2700D-25-EA-A4	585	619	653	687	740	899	DURABLE FOAM SEAT	
	Seat to floor height	18-23in/457-584mm	2700D-05-EA-A4	600	634	668	702	755	914		
	Overall width	27in/686mm	2700D-55-EA-A4	621	655	689	723	776	935		
	Seat width	19.5in/495mm									
	Overall depth	24in/610mm		2700M-25-EA-A4	638	672	706	740	793	952	MOLDED FOAM SEAT
	Seat depth	19in/483mm		2700M-05-EA-A4	653	687	721	755	808	967	
	COM yardage	2yds/1.8m		2700M-55-EA-A4	674	708	742	776	829	988	
	Weight per chair	47.5lbs/21.5kgs									
	Qty per box	1									
	Volume	7cu. ft./20m3		2700W-25-EA-A4	617	651	685	719	772	931	WATERFALL FOAM SEAT
				2700W-05-EA-A4	632	666	700	734	787	946	
				2700W-55-EA-A4	653	687	721	755	808	967	
 <p>COURIER 5 DAY EXPRESS</p>	Overall height	41-49in/1041-1245mm	2700D-25-FB-A4	623	657	691	725	778	937	DURABLE FOAM SEAT	
	Seat to floor height	18-23in/457-584mm	2700D-05-FB-A4	638	672	706	740	793	952		
	Overall width	27in/686mm	2700D-55-FB-A4	659	693	727	761	814	973		
	Seat width	19.5in/495mm									
	Overall depth	24in/610mm		2700M-25-FB-A4	676	710	744	778	831	990	MOLDED FOAM SEAT
	Seat depth	19in/483mm		2700M-05-FB-A4	691	725	759	793	846	1005	
	COM yardage	2yds/1.8m		2700M-55-FB-A4	712	746	780	814	867	1026	
	Weight per chair	49.5lbs/22kgs									
	Qty per box	1									
	Volume	7cu. ft./20m3		2700W-25-FB-A4	655	689	723	757	810	969	WATERFALL FOAM SEAT
				2700W-05-FB-A4	670	704	738	772	825	984	
				2700W-55-FB-A4	691	725	759	793	846	1005	
 <p>COURIER 5 DAY EXPRESS</p>	Overall height	36-44in/914-1118mm	2701D-25-00-A4	517	547	577	606	659	818	DURABLE FOAM SEAT	
	Seat to floor height	18-23in/457-584mm	2701D-05-00-A4	532	562	591	621	674	833		
	Overall width	19.5in/495mm	2701D-55-00-A4	553	583	613	642	695	854		
	Seat width	19.5in/495mm									
	Overall depth	24in/610mm		2701M-25-00-A4	570	600	630	659	712	871	MOLDED FOAM SEAT
	Seat depth	19in/483mm		2701M-05-00-A4	585	615	644	674	727	886	
	COM yardage	1.75yds/1.6m		2701M-55-00-A4	606	636	666	695	748	907	
	Weight per chair	39lbs/18kgs									
	Qty per box	1									
	Volume	6cu. ft./17m3		2701W-25-00-A4	549	579	608	638	691	850	WATERFALL FOAM SEAT
				2701W-05-00-A4	564	594	623	653	706	865	
				2701W-55-00-A4	585	615	644	674	727	886	
 <p>COURIER 5 DAY EXPRESS</p>	Overall height	36-44in/914-1118mm	2701D-25-EA-A4	560	589	619	649	702	861	DURABLE FOAM SEAT	
	Seat to floor height	18-23in/457-584mm	2701D-05-EA-A4	575	604	634	664	717	876		
	Overall width	27in/686mm	2701D-55-EA-A4	596	625	655	685	738	897		
	Seat width	19.5in/495mm									
	Overall depth	24in/610mm		2701M-25-EA-A4	613	642	672	702	755	914	MOLDED FOAM SEAT
	Seat depth	19in/483mm		2701M-05-EA-A4	628	657	687	717	770	929	
	COM yardage	1.75yds/1.6m		2701M-55-EA-A4	649	678	708	738	791	950	
	Weight per chair	44.5lbs/20kgs									
	Qty per box	1									
	Volume	6cu. ft./17m3		2701W-25-EA-A4	591	621	651	681	734	893	WATERFALL FOAM SEAT
				2701W-05-EA-A4	606	636	666	695	748	907	
				2701W-55-EA-A4	628	657	687	717	770	929	




STYLE	SPECIFICATIONS	DESIGN source international	PRODUCT	GRADE 3 COM	GRADE 4	GRADE 5	GRADE 6	GRADE 7	GRADE LE		
 <p>COURIER 5 DAY EXPRESS</p>	Overall height	36-44in/914-1118mm	2701D-25-FB-A4	598	628	657	687	740	899	DURABLE FOAM SEAT	
	Seat to floor height	18-23in/457-584mm	2701D-05-FB-A4	613	642	672	702	755	914		
	Overall width	27in/686mm	2701D-55-FB-A4	634	664	693	723	776	935		
	Seat width	19.5in/495mm		2701M-25-FB-A4	651	681	710	740	793	952	MOLDED FOAM SEAT
	Overall depth	24in/610mm		2701M-05-FB-A4	666	695	725	755	808	967	
	Seat depth	19in/483mm		2701M-55-FB-A4	687	717	746	776	829	988	
	COM yardage	1.75yds/1.6m		2701W-25-FB-A4	630	659	689	719	772	931	WATERFALL FOAM SEAT
	Weight per chair	46.5lbs/21kgs		2701W-05-FB-A4	644	674	704	734	787	946	
	Qty per box	1		2701W-55-FB-A4	666	695	725	755	808	967	
Volume	6cu. ft./1.17m ³										
Mid Back - "FB" Arms											
 <p>COURIER 5 DAY EXPRESS</p>	Overall height	41-49in/1041-1245mm	2701D-12-00-A6	649	678	708	738	791	950	DURABLE FOAM SEAT	
	Seat to floor height	23-28in/584-711mm									
	Overall width	19.5in/495mm									
	Seat width	19.5in/495mm		2701M-12-00-A6	702	731	761	791	844	1003	MOLDED FOAM SEAT
	Overall depth	24in/610mm									
	Seat depth	19in/483mm									
	COM yardage	1.75yds/1.6m		2701W-12-00-A6	681	710	740	770	823	982	WATERFALL FOAM SEAT
	Weight per chair	44lbs/20kgs									
	Qty per box	1									
Volume	6cu. ft./1.17m ³										
Drafting - Armless											
 <p>COURIER 5 DAY EXPRESS</p>	Overall height	41-49in/1041-1245mm	2701D-12-EA-A6	691	721	750	780	833	992	DURABLE FOAM SEAT	
	Seat to floor height	23-28in/584-711mm									
	Overall width	27in/686mm									
	Seat width	19.5in/495mm		2701M-12-EA-A6	744	774	803	833	886	1045	MOLDED FOAM SEAT
	Overall depth	24in/610mm									
	Seat depth	19in/483mm									
	COM yardage	1.75yds/1.6m		2701W-12-EA-A6	723	753	782	812	865	1024	WATERFALL FOAM SEAT
	Weight per chair	49.5lbs/22kgs									
	Qty per box	1									
Volume	6cu. ft./1.17m ³										
Drafting - "EA" Arms											
 <p>COURIER 5 DAY EXPRESS</p>	Overall height	36in/914mm	2702D-00-00-GB	517	547	577	606	659	818	DURABLE FOAM SEAT	
	Seat to floor height	18in/457mm									
	Overall width	19.5in/495mm									
	Seat width	19.5in/495mm		2702M-00-00-GB	570	600	630	659	712	871	MOLDED FOAM SEAT
	Overall depth	24in/610mm									
	Seat depth	19in/483mm									
	COM yardage	1.75yds/1.6m		2702W-00-00-GB	549	579	608	638	691	850	WATERFALL FOAM SEAT
	Weight per chair	32lbs/14.5kgs									
	Qty per box	1									
Volume	6cu. ft./1.17m ³										
Guest Chair - Armless											
With seat depth adjustment											
				5 DAY EXPRESS	Adjacent product is available as part of our 5 Day Express Program.						

Available Options

Adjustable Lumbar (AL)	Back Guard (BG)	Visco Elastic Memory Foam (V)	In/Out Width Arm (IN)	Nylon Base (A4)	Aluminum Base (C6)
					
Lumbar, Pelvis, Upper Body Support Add Code (AL) Add 70.00	Back Edge - Clear Vinyl Bumper Guard Add Code (BG) Add 21.00	Slow Release Pressure Relieving Conforms to Body Type Seat Foam Replace Code (D) with (V) Add 70.00	Arm Adapter Plate Expands each arm Width up to 2"/51mm Add Code (IN) Add 11.00/Set	Black Finish (STANDARD)	Aluminum Base Replace Code (A4) with (C6) Add 64.00

Slider Seat Options Note: Replace Base Code (A4) with (A6)







Mechanism (35) with slider seat	Mechanism (15) with slider seat	Mechanism (65) with slider seat
		
Allows seat to move forward up to 2in/51mm Replace Code (25) with (35) Add 21.00	Allows seat to move forward up to 2in/51mm Replace Code (05) with (15) Add 21.00	Allows seat to move forward up to 2in/51mm Replace Code (55) with (65) Add 21.00

STYLE	SPECIFICATIONS	DESIGN source international	PRODUCT	GRADE 3 COM	GRADE 4	GRADE 5	GRADE 6	GRADE 7	GRADE LE		
 <p>COURIER 5 DAY EXPRESS</p>	Overall height	47-53in/1194-1346mm	2705D-25-00-A6	717	750	784	818	871	1083	DURABLE FOAM SEAT	
	Seat to floor height	18-23in/457-584mm	2705D-05-00-A6	731	765	799	833	886	1098		
	Overall width	19.5in/495mm	2705D-55-00-A6	753	787	820	854	907	1119		
	Seat width	19.5in/495mm									MOLDED FOAM SEAT
	Overall depth	24in/610mm	2705M-25-00-A6	770	803	837	871	924	1136		
	Seat depth	19in/483mm	2705M-05-00-A6	784	818	852	886	939	1151		
	COM yardage	2.25yds/2.3m									WATERFALL FOAM SEAT
	Weight per chair	45lbs/20kgs	2705M-55-00-A6	806	840	873	907	960	1172		
	Qty per box	1									
	Volume	9cu. ft./ .25m3									
	2705W-25-00-A6 748 782 816 850 903 1115										
	2705W-05-00-A6 763 797 831 865 918 1130										
2705W-55-00-A6 784 818 852 886 939 1151											
Headrest High Back - Armless											
 <p>COURIER 5 DAY EXPRESS</p>	Overall height	47-53in/1194-1346mm	2705D-25-EA-A6	759	793	827	861	914	1126	DURABLE FOAM SEAT	
	Seat to floor height	18-23in/457-584mm	2705D-05-EA-A6	774	808	842	876	929	1141		
	Overall width	27in/686mm	2705D-55-EA-A6	795	829	863	897	950	1162		
	Seat width	19.5in/495mm									MOLDED FOAM SEAT
	Overall depth	24in/610mm	2705M-25-EA-A6	812	846	880	914	967	1179		
	Seat depth	19in/483mm	2705M-05-EA-A6	827	861	895	929	982	1194		
	COM yardage	2.25yds/2.3m									WATERFALL FOAM SEAT
	Weight per chair	50.5lbs/23kgs	2705M-55-EA-A6	848	882	916	950	1003	1215		
	Qty per box	1									
	Volume	9cu. ft./ .25m3									
	2705W-25-EA-A6 791 825 859 893 946 1158										
	2705W-05-EA-A6 806 840 873 907 960 1172										
2705W-55-EA-A6 827 861 895 929 982 1194											
Headrest High Back - "EA" Arms											
 <p>COURIER 5 DAY EXPRESS</p>	Overall height	47-53in/1194-1346mm	2705D-25-FB-A6	797	831	865	899	952	1164	DURABLE FOAM SEAT	
	Seat to floor height	18-23in/457-584mm	2705D-05-FB-A6	812	846	880	914	967	1179		
	Overall width	27in/686mm	2705D-55-FB-A6	833	867	901	935	988	1200		
	Seat width	19.5in/495mm									MOLDED FOAM SEAT
	Overall depth	24in/610mm	2705M-25-FB-A6	850	884	918	952	1005	1217		
	Seat depth	19in/483mm	2705M-05-FB-A6	865	899	933	967	1020	1232		
	COM yardage	2.25yds/2.3m									WATERFALL FOAM SEAT
	Weight per chair	52.5lbs/24kgs	2705M-55-FB-A6	886	920	954	988	1041	1253		
	Qty per box	1									
	Volume	9cu. ft./ .25m3									
	2705W-25-FB-A6 829 863 897 931 984 1196										
	2705W-05-FB-A6 844 878 912 946 999 1211										
2705W-55-FB-A6 865 899 933 967 1020 1232											
Headrest High Back - "FB" Arms											




COURIER
Adjacent product is suitable for courier shipments.







5 DAY EXPRESS Adjacent product is available as part of our 5 Day Express Program.

Available Options






<p>Adjustable Lumbar (AL)</p>  <p>Lumbar, Pelvis, Upper Body Support Add Code (AL) Add 70.00</p>	<p>Back Guard (BG)</p>  <p>Back Edge - Clear Vinyl Bumper Guard Add Code (BG) Add 21.00</p>	<p>Visco Elastic Memory Foam (V)</p>  <p>Slow Release Pressure Relieving Conforms to Body Type Seat Foam Replace Code (D) with (V) Add 70.00</p>	<p>In/Out Width Arm (IN)</p>  <p>Arm Adapter Plate Expands each arm Width up to 2"/51mm Add Code (IN) Add 11.00/Set</p>	<p>Nylon Base (A6)</p>  <p>Black Finish (STANDARD)</p>	<p>Aluminum Base (C6)</p>  <p>Aluminum Base Replace Code (A6) with (C6) Add 64.00</p>
---	--	---	--	---	--






Slider Seat Options





<p>Mechanism (35) with slider seat</p>  <p>Allows seat to move forward up to 2in/51mm Replace Code (25) with (35) Add 21.00</p>	<p>Mechanism (15) with slider seat</p>  <p>Allows seat to move forward up to 2in/51mm Replace Code (05) with (15) Add 21.00</p>	<p>Mechanism (65) with slider seat</p>  <p>Allows seat to move forward up to 2in/51mm Replace Code (55) with (65) Add 21.00</p>
---	--	--

STYLE	SPECIFICATIONS	DESIGN source international	PRODUCT	GRADE 3 COM	GRADE 4	GRADE 5	GRADE 6	GRADE 7	GRADE LE
 <p>COURIER 5 DAY EXPRESS</p> <p>Overall height 47-53in/1194-1346mm Seat to floor height 18-23in/457-584mm Overall width 27in/686mm Seat width 19.5in/495mm Overall depth 24in/610mm Seat depth 19in/483mm COM yardage 2.25yds/2.3m Weight per chair 52.5lbs/24kgs Qty per box 1 Volume 9cu. ft./ .25m3</p>	<p>2745M-15-FB-A6-AL-BG-IN</p> <p>988 1022 1056 1090 1143 1355</p>		<p>MOLDED FOAM SEAT</p>						
				<p>Headrest High Back</p>					
 <p>COURIER 5 DAY EXPRESS</p> <p>Overall height 41-49in/1041-1245mm Seat to floor height 18-23in/457-584mm Overall width 27in/686mm Seat width 19.5in/495mm Overall depth 24in/610mm Seat depth 19in/483mm COM yardage 2yds/1.8m Weight per chair 49.5lbs/22kgs Qty per box 1 Volume 7cu. ft./ .20m3</p>	<p>2740M-15-FB-A6-AL-BG-IN</p> <p>814 848 882 916 969 1181</p>		<p>MOLDED FOAM SEAT</p>						
				<p>High Back</p>					
 <p>COURIER 5 DAY EXPRESS</p> <p>Overall height 36-44in/914-1118mm Seat to floor height 18-23in/457-584mm Overall width 27in/686mm Seat width 19.5in/495mm Overall depth 24in/610mm Seat depth 19in/483mm COM yardage 1.75yds/1.6m Weight per chair 46.5lbs/21kgs Qty per box 1 Volume 6cu. ft./ .17m3</p>	<p>2741M-15-FB-A6-AL-BG-IN</p> <p>789 823 856 890 943 1155</p>		<p>MOLDED FOAM SEAT</p>						
				<p>Mid Back</p>					
<p>COURIER 5 DAY EXPRESS Adjacent product is suitable for courier shipments.</p>				<p>5 DAY EXPRESS Adjacent product is available as part of our 5 Day Express Program.</p>					

Available Options

- | | | | | |
|--|---|--|---|---|
| <p>Adjustable Lumbar (AL)</p>  <p>Lumbar, Pelvis, Upper Body Support (STANDARD)</p> | <p>Back Guard (BG)</p>  <p>Back Edge - Clear Vinyl Bumper Guard (STANDARD)</p> | <p>Slider Seat Mechanism</p>  <p>Mechanism adjusts Seat Depth up to 2in/51mm (STANDARD)</p> | <p>In/Out Width Arm (IN)</p>  <p>Arm Adapter Plate Expands each Arm Width up to 2"/51mm (STANDARD)</p> | <p>Aluminum Base (C6)</p>  <p>Aluminum Base with Casters Replace Code (A6) with (C6) Add 64.00</p> |
|--|---|--|---|---|







STYLE	SPECIFICATIONS	DESIGN source international	PRODUCT	GRADE 3 COM	GRADE 4	GRADE 5	GRADE 6	GRADE 7	GRADE LE		
 <p>COURIER 5 DAY EXPRESS</p>	Overall height	41-49in/1041-1245mm	2900D-25-00-A4	543	577	611	644	697	856	DURABLE FOAM SEAT	
	Seat to floor height	18-23in/457-584mm	2900D-05-00-A4	558	591	625	659	712	871		
	Overall width	19.5in/495mm	2900D-55-00-A4	579	613	647	681	734	893		
	Seat width	19.5in/495mm									
	Overall depth	24in/610mm		2900M-25-00-A4	596	630	664	697	750	909	MOLDED FOAM SEAT
	Seat depth	19in/483mm		2900M-05-00-A4	611	644	678	712	765	924	
	COM yardage	2yds/1.8m		2900M-55-00-A4	632	666	700	734	787	946	
	Weight per chair	42lbs/19kgs									
	Qty per box	1									
	Volume	7cu. ft./20m3		2900W-25-00-A4	575	608	642	676	729	888	WATERFALL FOAM SEAT
				2900W-05-00-A4	589	623	657	691	744	903	
				2900W-55-00-A4	611	644	678	712	765	924	
 <p>COURIER 5 DAY EXPRESS</p>	Overall height	41- 49in/1041-1245mm	2900D-25-EA-A4	585	619	653	687	740	899	DURABLE FOAM SEAT	
	Seat to floor height	18-23in/457-584mm	2900D-05-EA-A4	600	634	668	702	755	914		
	Overall width	27in/686mm	2900D-55-EA-A4	621	655	689	723	776	935		
	Seat width	19.5in/495mm									
	Overall depth	24in/610mm		2900M-25-EA-A4	638	672	706	740	793	952	MOLDED FOAM SEAT
	Seat depth	19in/483mm		2900M-05-EA-A4	653	687	721	755	808	967	
	COM yardage	2yds/1.8m		2900M-55-EA-A4	674	708	742	776	829	988	
	Weight per chair	47.5lbs/21.5kgs									
	Qty per box	1									
	Volume	7cu. ft./20m3		2900W-25-EA-A4	617	651	685	719	772	931	WATERFALL FOAM SEAT
				2900W-05-EA-A4	632	666	700	734	787	946	
				2900W-55-EA-A4	653	687	721	755	808	967	
 <p>COURIER 5 DAY EXPRESS</p>	Overall height	41- 49in/1041-1245mm	2900D-25-FB-A4	623	657	691	725	778	937	DURABLE FOAM SEAT	
	Seat to floor height	18-23in/457-584mm	2900D-05-FB-A4	638	672	706	740	793	952		
	Overall width	27in/686mm	2900D-55-FB-A4	659	693	727	761	814	973		
	Seat width	19.5in/495mm									
	Overall depth	24in/610mm		2900M-25-FB-A4	676	710	744	778	831	990	MOLDED FOAM SEAT
	Seat depth	19in/483mm		2900M-05-FB-A4	691	725	759	793	846	1005	
	COM yardage	2yds/1.8m		2900M-55-FB-A4	712	746	780	814	867	1026	
	Weight per chair	49.5lbs/22kgs									
	Qty per box	1									
	Volume	7cu. ft./20m3		2900W-25-FB-A4	655	689	723	757	810	969	WATERFALL FOAM SEAT
				2900W-05-FB-A4	670	704	738	772	825	984	
				2900W-55-FB-A4	691	725	759	793	846	1005	
 <p>COURIER 5 DAY EXPRESS</p>	Overall height	36-44in/914-1118mm	2901D-25-00-A4	517	547	577	606	659	818	DURABLE FOAM SEAT	
	Seat to floor height	18-23in/457-584mm	2901D-05-00-A4	532	562	591	621	674	833		
	Overall width	19.5in/495mm	2901D-55-00-A4	553	583	613	642	695	854		
	Seat width	19.5in/495mm									
	Overall depth	24in/610mm		2901M-25-00-A4	570	600	630	659	712	871	MOLDED FOAM SEAT
	Seat depth	19in/483mm		2901M-05-00-A4	585	615	644	674	727	886	
	COM yardage	1.75yds/1.6m		2901M-55-00-A4	606	636	666	695	748	907	
	Weight per chair	39lbs/18kgs									
	Qty per box	1									
	Volume	6cu. ft./17m3		2901W-25-00-A4	549	579	608	638	691	850	WATERFALL FOAM SEAT
				2901W-05-00-A4	564	594	623	653	706	865	
				2901W-55-00-A4	585	615	644	674	727	886	
 <p>COURIER 5 DAY EXPRESS</p>	Overall height	36-44in/914-1118mm	2901D-25-EA-A4	560	589	619	649	702	861	DURABLE FOAM SEAT	
	Seat to floor height	18-23in/457-584mm	2901D-05-EA-A4	575	604	634	664	717	876		
	Overall width	27in/686mm	2901D-55-EA-A4	596	625	655	685	738	897		
	Seat width	19.5in/495mm									
	Overall depth	24in/610mm		2901M-25-EA-A4	613	642	672	702	755	914	MOLDED FOAM SEAT
	Seat depth	19in/483mm		2901M-05-EA-A4	628	657	687	717	770	929	
	COM yardage	1.75yds/1.6m		2901M-55-EA-A4	649	678	708	738	791	950	
	Weight per chair	44.5lbs/20kgs									
	Qty per box	1									
	Volume	6cu. ft./17m3		2901W-25-EA-A4	591	621	651	681	734	893	WATERFALL FOAM SEAT
				2901W-05-EA-A4	606	636	666	695	748	907	
				2901W-55-EA-A4	628	657	687	717	770	929	

STYLE	SPECIFICATIONS	DESIGN source international	PRODUCT	GRADE 3 COM	GRADE 4	GRADE 5	GRADE 6	GRADE 7	GRADE LE		
 <p>COURIER 5 DAY EXPRESS</p> <p>Overall height 36-44in/914-1118mm Seat to floor height 18-23in/457-584mm Overall width 27in/686mm Seat width 19.5in/495mm Overall depth 24in/610mm Seat depth 19in/483mm COM yardage 1.75yds/1.6m Weight per chair 46.5lbs/21kgs Qty per box 1 Volume 6cu. ft./1.17m3</p> <p>Mid Back - "FB" Arms</p>	<p>2901D-25-FB-A4 598 628 657 687 740 899 2901D-05-FB-A4 613 642 672 702 755 914 2901D-55-FB-A4 634 664 693 723 776 935</p> <p>2901M-25-FB-A4 651 681 710 740 793 952 2901M-05-FB-A4 666 695 725 755 808 967 2901M-55-FB-A4 687 717 746 776 829 988</p> <p>2901W-25-FB-A4 630 659 689 719 772 931 2901W-05-FB-A4 644 674 704 734 787 946 2901W-55-FB-A4 666 695 725 755 808 967</p>	<p>DURABLE FOAM SEAT</p> <p>MOLDED FOAM SEAT</p> <p>WATERFALL FOAM SEAT</p>									
			 <p>COURIER 5 DAY EXPRESS</p> <p>Overall height 41-49in/1041-1245mm Seat to floor height 23-28in/584-711mm Overall width 19.5in/495mm Seat width 19.5in/495mm Overall depth 24in/610mm Seat depth 19in/483mm COM yardage 1.75yds/1.6m Weight per chair 44lbs/20kgs Qty per box 1 Volume 6cu. ft./1.17m3</p> <p>Drafting - Armless</p>	<p>2901D-12-00-A6 649 678 708 738 791 950</p> <p>2901M-12-00-A6 702 731 761 791 844 1003</p> <p>2901W-12-00-A6 681 710 740 770 823 982</p>	<p>DURABLE FOAM SEAT</p> <p>MOLDED FOAM SEAT</p> <p>WATERFALL FOAM SEAT</p>						
						 <p>COURIER 5 DAY EXPRESS</p> <p>Overall height 41-49in/1041-1245mm Seat to floor height 23-28in/584-711mm Overall width 27in/686mm Seat width 19.5in/495mm Overall depth 24in/610mm Seat depth 19in/483mm COM yardage 1.75yds/1.6m Weight per chair 49.5lbs/22kgs Qty per box 1 Volume 6cu. ft./1.17m3</p> <p>Drafting - "EA" Arms</p>	<p>2901D-12-EA-A6 691 721 750 780 833 992</p> <p>2901M-12-EA-A6 744 774 803 833 886 1045</p> <p>2901W-12-EA-A6 723 753 782 812 865 1024</p>	<p>DURABLE FOAM SEAT</p> <p>MOLDED FOAM SEAT</p> <p>WATERFALL FOAM SEAT</p>			
									 <p>COURIER 5 DAY EXPRESS</p> <p>Overall height 36in/914mm Seat to floor height 18in/457mm Overall width 19.5in/495mm Seat width 19.5in/495mm Overall depth 24in/610mm Seat depth 19in/483mm COM yardage 1.75yds/1.6m Weight per chair 32lbs/14.5kgs Qty per box 1 Volume 6cu. ft./1.17m3</p> <p>Guest Chair - Armless With seat depth adjustment</p>	<p>2902D-00-00-GB 517 547 577 606 659 818</p> <p>2902M-00-00-GB 570 600 630 659 712 871</p> <p>2902W-00-00-GB 549 579 608 638 691 850</p>	<p>DURABLE FOAM SEAT</p> <p>MOLDED FOAM SEAT</p> <p>WATERFALL FOAM SEAT</p>




COURIER
5 DAY EXPRESS Adjacent product is suitable for courier shipments.




5 DAY EXPRESS Adjacent product is available as part of our 5 Day Express Program.

Available Options

Adjustable Lumbar (AL)	Back Guard (BG)	Visco Elastic Memory Foam (V)	In/Out Width Arm (IN)	Nylon Base (A4)	Aluminum Base (C6)
					
Lumbar, Pelvis, Upper Body Support Add Code (AL) Add 70.00	Back Edge - Clear Vinyl Bumper Guard Add Code (BG) Add 21.00	Slow Release Pressure Relieving Conforms to Body Type Seat Foam Replace Code (D) with (V) Add 70.00	Arm Adapter Plate Expands each arm Width up to 2"/51mm Add Code (IN) Add 11.00/Set	Black Finish (STANDARD)	Aluminum Base Replace Code (A4) with (C6) Add 64.00

Slider Seat Options Note: Replace Base Code (A4) with (A6)

Mechanism (35) with slider seat	Mechanism (15) with slider seat	Mechanism (65) with slider seat
		
Allows seat to move forward up to 2in/51mm Replace Code (25) with (35) Add 21.00	Allows seat to move forward up to 2in/51mm Replace Code (05) with (15) Add 21.00	Allows seat to move forward up to 2in/51mm Replace Code (55) with (65) Add 21.00

STYLE	SPECIFICATIONS	DESIGN source international	PRODUCT	GRADE 3 COM	GRADE 4	GRADE 5	GRADE 6	GRADE 7	GRADE LE	
 <p>COURIER GS 5 DAY EXPRESS</p>	Overall height	40-45in/1016-1143mm	3040D-17-MA-A6	428	466	505	543	596		DURABLE FOAM SEAT
	Seat to floor height	18-23in/457-584mm	3040D-08-MA-A6	460	498	536	575	628		
	Overall width	25in/635mm								
	Seat width	19.5in/495mm								
 <p>COURIER GS 5 DAY EXPRESS</p>	Overall height	34-39in/864-991mm	3041D-17-MA-A4	407	439	471	502	555		DURABLE FOAM SEAT
	Seat to floor height	18-23in/457-584mm	3041D-08-MA-A4	439	471	502	534	587		
	Overall width	25in/635mm								
	Seat width	19.5in/495mm								
 <p>COURIER GS 5 DAY EXPRESS</p>	Overall height	34in/864mm	3042D-00-MA-GB	407	439	471	502	555		DURABLE FOAM SEAT
	Seat to floor height	18in/457mm								
	Overall width	25in/635mm	3042D-00-YA-GB	460	492	524	555	608		
	Seat width	19.5in/495mm								

High Back

Mid Back

Guest Chair



Adjacent product is suitable for courier shipments.



Adjacent product is available as part of our 5 Day Express Program.

Available Options

<p>Molded Arm (MA)</p> 	<p>Urethane Arm (YA)</p> 	<p>Aluminum Base (C6)</p>  <p>Aluminum Base Replace Code (A4 or A6) with (C6) Add 64.00</p>	<p>Guest Chair Frame (GB)</p>  <p>Black Finish (STANDARD)</p>	<p>Guest Chair Frame (GS)</p>  <p>Silver Finish Replace Code (GB) with (GS) Add 11.00</p>
--	--	--	--	--

STYLE	SPECIFICATIONS	DESIGN source international	PRODUCT	GRADE 3 COM	GRADE 4	GRADE 5	GRADE 6	GRADE 7	GRADE LE	
	COURIER 5 DAY EXPRESS Overall height 17.5-22.5in/445-572mm Seat to floor height 17.5-22.5in/445-572mm Overall width 24in/610mm Seat width 13in/330mm Overall depth 24in/610mm Seat depth 13in/330mm COM yardage .5yds/.5m Weight per chair 12lbs/5kgs Qty per box 1 Volume 2cu. ft./06m3		3508D-19-00-A4	182	197	212	227	250	273	DURABLE FOAM SEAT
Swivel Stool - 13in/330mm diameter seat.										
	COURIER 5 DAY EXPRESS Overall height 21.5-30.5in/546-775mm Seat to floor height 21.5-30.5in/546-775mm Overall width 24in/610mm Seat width 13in/330mm Overall depth 24in/610mm Seat depth 13in/330mm COM yardage .5yds/.5m Weight per chair 22lbs/10kgs Qty per box 1 Volume 3cu. ft./08m3		3508D-29-00-A4	324	339	354	369	392	416	DURABLE FOAM SEAT
Swivel Stool - 13in/330mm diameter seat.										
	COURIER 5 DAY EXPRESS Overall height 17.5-22.5in/445-572mm Seat to floor height 17.5-22.5in/445-572mm Overall width 24in/610mm Seat width 16in/406mm Overall depth 24in/610mm Seat depth 16in/406mm COM yardage .5yds/.5m Weight per chair 13lbs/6kgs Qty per box 1 Volume 2cu. ft./06m3		3608D-19-00-A4	225	240	254	269	293	316	DURABLE FOAM SEAT
Swivel Stool - 16in/406mm diameter seat.										
	COURIER 5 DAY EXPRESS Overall height 21.5-30.5in/546-775mm Seat to floor height 21.5-30.5in/546-775mm Overall width 24in/610mm Seat width 16in/406mm Overall depth 24in/610mm Seat depth 16in/406mm COM yardage .5yds/.5m Weight per chair 23lbs/10kgs Qty per box 1 Volume 3cu. ft./08m3		3608D-29-00-A4	367	382	396	411	435	458	DURABLE FOAM SEAT
Swivel Stool - 16in/406mm diameter seat.										




Available Options




Adjacent product is suitable for courier shipments.




Adjacent product is available as part of our 5 Day Express Program.

STYLE	SPECIFICATIONS	DESIGN source international	PRODUCT	GRADE 3 COM	GRADE 4	GRADE 5	GRADE 6	GRADE 7	GRADE LE	DURABLE FOAM SEAT
 High Back	Overall height	40-45in/1016-1143mm	3600D-17-RB-A6	471	509	547	585	638		DURABLE FOAM SEAT
	Seat to floor height	18-23in/457-584mm	3600D-08-RB-A6	502	541	579	617	670		
	Overall width	23in/584mm								
	Seat width	19.5in/495mm								
 Mid Back	Overall height	36-41in/914-1041mm	3601D-17-RB-A4	449	481	513	545	598		DURABLE FOAM SEAT
	Seat to floor height	18-23in/457-584mm	3601D-08-RB-A4	481	513	545	577	630		
	Overall width	23in/584mm								
	Seat width	19.5in/495mm								
 Guest Chair - High Back	Overall height	40in/1016mm	3604D-00-QB	471	509	547	585	638		DURABLE FOAM SEAT
	Seat to floor height	18in/584mm								
	Overall width	23in/584mm								
	Seat width	19.5in/495mm								
 Guest Chair - Mid Back	Overall height	36in/914mm	3602D-00-QB	449	481	513	545	598		DURABLE FOAM SEAT
	Seat to floor height	18in/584mm								
	Overall width	23in/584mm								
	Seat width	19.5in/495mm								
	Overall depth	23in/584mm	3602D-00-QS	460	492	524	555	608		
	Seat depth	19in/483mm								
	COM yardage	1.5yds/1.4m								
	Weight per chair	26lbs/12kgs								
	Qty per box	2								
	Volume	17cu. ft./48m3								

STYLE	SPECIFICATIONS	DESIGN source international	PRODUCT	GRADE 3 COM	GRADE 4	GRADE 5	GRADE 6	GRADE 7	GRADE LE	
	Overall height 40in/1016mm Seat to floor height 18in/584mm Overall width 23in/584mm Seat width 19.5in/495mm Overall depth 23in/584mm Seat depth 19in/483mm COM yardage 1.75yds/1.46m Weight per chair 29lbs/13kgs Qty per box 2 Volume 17cu. ft./.48m ³		3604D-00-LB	471	509	547	585	638		DURABLE FOAM SEAT
			3604D-00-LS	481	519	558	596	649		DURABLE FOAM SEAT







Guest Chair - High Back





	Overall height 36in/914mm Seat to floor height 18in/584mm Overall width 23in/584mm Seat width 19.5in/495mm Overall depth 23in/584mm Seat depth 19in/483mm COM yardage 1.5yds/1.4m Weight per chair 23lbs/10kgs Qty per box 2 Volume 17cu. ft./.48m ³		3602D-00-LB	449	481	513	545	598		DURABLE FOAM SEAT
			3602D-00-LS	460	492	524	555	608		DURABLE FOAM SEAT

Guest Chair - Mid Back



Available Options

Chair Frame (RB)	Chair Frame (RS)	Guest Chair Frame (QB)	Guest Chair Frame (QS)	Guest Chair Frame (LB)	Guest Chair Frame (LS)
					
Arm - Black Finish with Black Urethane Arm Pad	Arm - Silver Finish with Black Urethane Arm Pad	Black Finish	Silver Finish	Black Finish	Silver Finish

STYLE	SPECIFICATIONS	DESIGN source international	PRODUCT	GRADE 3 COM	GRADE 4	GRADE 5	GRADE 6	GRADE 7	GRADE LE	
 <p>COURIER 5 DAY EXPRESS</p>	Overall height	45-50in/1143-1270mm	3740D-56-EA-A6	672	710	748	787	840	999	DURABLE FOAM SEAT
	Seat to floor height	18-21in/457-533mm								
	Overall width	25in/635mm	3740D-66-EA-A6	693	731	770	808	861	1020	
	Seat width	19.5in/495mm								
	Overall depth	30in/762mm								DURABLE FOAM SEAT
	Seat depth	19in/483mm	3740D-56-EA-C6	736	774	812	850	903	1062	
	COM yardage	3yds/2.7m								
	Weight per chair	44lbs/20kgs	3740D-66-EA-C6	757	795	833	871	924	1083	
Qty per box	1									
Volume	13cu. ft./37m3									
High Back - "EA" Arms										
 <p>COURIER 5 DAY EXPRESS</p>	Overall height	45-50in/1143-1270mm	3740D-56-FB-A6	710	748	787	825	878	1037	DURABLE FOAM SEAT
	Seat to floor height	18-21in/457-533mm								
	Overall width	25in/635mm	3740D-66-FB-A6	731	770	808	846	899	1058	
	Seat width	19.5in/495mm								
	Overall depth	30in/762mm								DURABLE FOAM SEAT
	Seat depth	19in/483mm	3740D-56-FB-C6	774	812	850	888	941	1100	
	COM yardage	3yds/2.7m								
	Weight per chair	44lbs/20kgs	3740D-66-FB-C6	795	833	871	909	962	1121	
Qty per box	1									
Volume	13cu. ft./37m3									
High Back - "FB" Arms										
 <p>COURIER 5 DAY EXPRESS</p>	Overall height	39-44in/991-1118mm	3741D-56-EA-A6	651	689	727	765	818	977	DURABLE FOAM SEAT
	Seat to floor height	18-21in/457-533mm								
	Overall width	27in/686mm	3741D-66-EA-A6	672	710	748	787	840	999	
	Seat width	19.5in/495mm								
	Overall depth	30in/762mm								DURABLE FOAM SEAT
	Seat depth	19in/483mm	3741D-56-EA-C6	714	753	791	829	882	1041	
	COM yardage	3yds/2.7m								
	Weight per chair	44lbs/20kgs	3741D-66-EA-C6	736	774	812	850	903	1062	
Qty per box	1									
Volume	13cu. ft./37m3									
Mid Back - "EA" Arms										
 <p>COURIER 5 DAY EXPRESS</p>	Overall height	39-44in/991-1118mm	3741D-56-FB-A6	689	727	765	803	856	1015	DURABLE FOAM SEAT
	Seat to floor height	18-21in/457-533mm								
	Overall width	27in/686mm	3741D-66-FB-A6	710	748	787	825	878	1037	
	Seat width	19.5in/495mm								
	Overall depth	30in/762mm								DURABLE FOAM SEAT
	Seat depth	19in/483mm	3741D-56-FB-C6	753	791	829	867	920	1079	
	COM yardage	3yds/2.7m								
	Weight per chair	44lbs/20kgs	3741D-66-FB-C6	774	812	850	888	941	1100	
Qty per box	1									
Volume	13cu. ft./37m3									
Mid Back - "FB" Arms										

Available Options

In/Out Width Arm
(IN)






Arm Adapter Plate
Expands each arm
Width up to
2"/51mm
Add Code (IN)
Add 11.00/Set



Adjacent product is suitable for courier shipments.



Adjacent product is available as part of our 5 Day Express Program.

STYLE	SPECIFICATIONS	DESIGN source international	PRODUCT	GRADE 3 COM	GRADE 4	GRADE 5	GRADE 6	GRADE 7	GRADE LE	
 <p>COURIER 5 DAY EXPRESS</p>	Overall height	45-50in/1143-1270mm	3700D-17-YA-A6	488	526	564	602	655	DURABLE FOAM SEAT	
	Seat to floor height	18-21in/457-533mm	3700D-08-YA-A6	520	558	596	634	687		
High Back - "YA" Arms	Overall width	25in/635mm								
	Seat width	19.5in/495mm								
 <p>COURIER 5 DAY EXPRESS</p>	Overall height	39-44in/991-1118mm	3701D-17-YA-A6	467	499	531	563	616	DURABLE FOAM SEAT	
	Seat to floor height	18-21in/457-533mm	3701D-08-YA-A6	499	531	563	595	648		
Mid Back - "YA" Arms	Overall width	27in/686mm								
	Seat width	19.5in/495mm								
 <p>COURIER 5 DAY EXPRESS</p>	Overall height	39in/991mm	3702D-00-YA-GB	467	499	531	563	616	DURABLE FOAM SEAT	
	Seat to floor height	18in/457mm								
Guest - "YA" Arms	Overall width	25in/635mm								
	Seat width	19.5in/495mm								
	Overall depth	30in/762mm								
	Seat depth	19in/483mm								
	COM yardage	3yds/2.7m								
	Weight per chair	44lbs/20kgs								
	Qty per box	1								
	Volume	13cu. ft./.37m ³								

Available Options

Urethane Arm (YA)



Aluminum Base (C6)



Guest Chair Frame (GB)



Guest Chair Frame (GS)



Aluminum Base
Replace Code
(A4 or A6)
with (C6)
Add 64.00

Black Finish
(STANDARD)

Silver Finish
Replace Code
(GB) with (GS)
Add 11.00




Adjacent product is suitable for courier shipments.






Adjacent product is available as part of our 5 Day Express Program.







STYLE	SPECIFICATIONS	DESIGN source international	PRODUCT	GRADE 3 COM	GRADE 4	GRADE 5	GRADE 6	GRADE 7	GRADE LE	DURABLE FOAM SEAT
 High Back	Overall height 35-40in/889-1016mm Seat to floor height 17.5-22.5in/445-572mm Overall width 23in/584mm Seat width 19.5in/495mm Overall depth 27in/686mm Seat depth 19in/483mm COM yardage 1.75yds/1.6m Weight per chair 30lbs/14kgs Qty per box 2 Volume 18cu. ft./.51m ³		8200D-17-VA-A4	288	318	348	378		DURABLE FOAM SEAT	
			8200D-17-QA-A4	288	318	348	378		DURABLE FOAM SEAT	
 Mid Back	Overall height 31-36in/787-914mm Seat to floor height 17.5-22.5in/445-572mm Overall width 23in/584mm Seat width 19.5in/495mm Overall depth 26in/660mm Seat depth 19in/483mm COM yardage 1.5yds/1.4m Weight per chair 29lbs/13kgs Qty per box 2 Volume 17cu. ft./.48m ³		8201D-17-VA-A4	264	290	316	342		DURABLE FOAM SEAT	
			8201D-17-QA-A4	264	290	316	342		DURABLE FOAM SEAT	
 Guest Chair	Overall height 33in/838mm Seat to floor height 17.5in/445mm Overall width 23in/584mm Seat width 19.5in/495mm Overall depth 24in/610mm Seat depth 19in/483mm COM yardage 1.5yds/1.4m Weight per chair 22lbs/10kgs Qty per box 2 Volume 17cu. ft./.48m ³		8202D-00-VA	222	248	274	300		DURABLE FOAM SEAT	
			8202D-00-QA	222	248	274	300		DURABLE FOAM SEAT	
 Guest Chair - Armless	Overall height 33in/838mm Seat to floor height 17.5in/445mm Overall width 23in/584mm Seat width 19.5in/495mm Overall depth 24in/610mm Seat depth 19in/483mm COM yardage 1.5yds/1.4m Weight per chair 20bs/9kgs Qty per box 2 Volume 17cu. ft./.48m ³		8203D-00-00	216	242	268	294		DURABLE FOAM SEAT	
			8203D-00-00	216	242	268	294		DURABLE FOAM SEAT	

Available Options



STYLE	SPECIFICATIONS	DESIGN source international	PRODUCT	GRADE 3 COM	GRADE 4	GRADE 5	GRADE 6	GRADE 7	GRADE LE	
 High Back	5 DAY EXPRESS Overall height 36-41in/914-1041mm Seat to floor height 18-23in/457-584mm Overall width 25in/635mm Seat width 19.5in/495mm Overall depth 23in/584mm Seat depth 19in/483mm COM yardage 1.75yds/1.6m Weight per chair 32lbs/14.5kgs Qty per box 2 Volume 18cu. ft./.51m ³		8300D-17-RB-A4	396	426	456	485	538		DURABLE FOAM SEAT
			8300D-17-RS-A4	407	437	466	496	549		DURABLE FOAM SEAT
 Mid Back	5 DAY EXPRESS Overall height 33-38in/838-965mm Seat to floor height 18-23in/457-584mm Overall width 25in/635mm Seat width 19.5in/495mm Overall depth 23in/584mm Seat depth 19in/483mm COM yardage 1.5yds/1.4m Weight per chair 30lbs/14kgs Qty per box 2 Volume 17cu. ft./.48m ³		8301D-17-RB-A4	367	390	413	437	490		DURABLE FOAM SEAT
			8301D-17-RS-A4	377	401	424	447	500		DURABLE FOAM SEAT
 Guest Chair	5 DAY EXPRESS Overall height 33in/838mm Seat to floor height 17.5in/445mm Overall width 25in/635mm Seat width 19.5in/495mm Overall depth 23in/584mm Seat depth 19in/483mm COM yardage 1.5yds/1.4m Weight per chair 26lbs/12kgs Qty per box 2 Volume 17cu. ft./.48m ³		8302D-00-QB	343	367	390	413	466		DURABLE FOAM SEAT
			8302D-00-QS	354	377	401	424	477		DURABLE FOAM SEAT
 Guest Chair	5 DAY EXPRESS Overall height 33in/838mm Seat to floor height 17.5in/445mm Overall width 25in/635mm Seat width 19.5in/495mm Overall depth 23in/584mm Seat depth 19in/483mm COM yardage 1.5yds/1.4m Weight per chair 26lbs/12kgs Qty per box 2 Volume 17cu. ft./.48m ³		8302D-00-LB	343	367	390	413	466		DURABLE FOAM SEAT
			8302D-00-LS	354	377	401	424	477		DURABLE FOAM SEAT

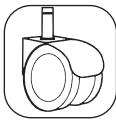


Available Options

Chair Frame (RB)	Chair Frame (RS)	Guest Chair Frame (QB)	Guest Chair Frame (QS)	Guest Chair Frame (LB)	Guest Chair Frame (LS)
					
Arm - Black Finish with Black Urethane Arm Pad	Arm - Silver Finish with Black Urethane Arm Pad	Black Finish	Silver Finish	Black Finish	Silver Finish

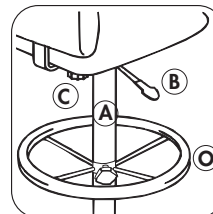
5 DAY EXPRESS Adjacent product is available as part of our 5 Day Express Program.

STYLE	SPECIFICATIONS	DESIGN source international	PRODUCT	GRADE 3 COM	GRADE 4	GRADE 5	GRADE 6	GRADE 7	GRADE LE
 <p>COURIER CS</p>	Overall height 34in/864mm Seat to floor height 18-23in/457-584mm Overall width 18in/457mm Seat width 18in/457mm Overall depth 20.5in/521mm Seat depth 17.5in/445mm COM yardage Weight per chair 26lbs/12kgs Qty per box 1 Volume 4cu. ft./1.11m3		8801U-01-00-A6	407					Polyurethane Seat and Back
					Industrial Chair				
 <p>COURIER CS</p>	Overall height 39in/991mm Seat to floor height 23-28in/584-711mm Overall width 18in/457mm Seat width 18in/457mm Overall depth 20.5in/521mm Seat depth 17.5in/445mm COM yardage Weight per chair 34lbs/15kgs Qty per box 1 Volume 4cu. ft./1.11m3		8801U-11-00-A6	549					Polyurethane Seat and Back
					Industrial Chair				
 <p>COURIER CS</p>	Overall height 18-23in/457-584mm Seat to floor height 18-23in/457-584mm Overall width 18in/457mm Seat width 18in/457mm Overall depth 19in/483mm Seat depth 17.5in/445mm COM yardage Weight per chair 20lbs/9kgs Qty per box 1 Volume 4cu. ft./1.11m3		8808U-01-00-A6	343					Polyurethane Seat and Back
					Industrial Chair - Backless				
 <p>COURIER CS</p>	Overall height 23-28in/584-711mm Seat to floor height 23-28in/584-711mm Overall width 18in/457mm Seat width 18in/457mm Overall depth 19in/483mm Seat depth 17.5in/445mm COM yardage Weight per chair 28lbs/13kgs Qty per box 1 Volume 4cu. ft./1.11m3		8808U-11-00-A6	485					Polyurethane Seat and Back
					Industrial Chair - Backless				





Available Options

<p>Caster (C13)</p>  <p>Urethane Hard Surface Caster Add 61.00</p>	<p>Caster (C16)</p>  <p>Slipper Glide Set of Five (5) Add 51.00</p>	<p>Aluminum Base (C6)</p>  <p>Aluminum Base with Casters Replace Code (A6) with (C6) Add 64.00</p>
---	--	---

#11 Mechanism (Page 7 for details)



COURIER
CS Adjacent product is suitable for courier shipments.

STYLE	SPECIFICATIONS	DESIGN source international	PRODUCT	GRADE 3 COM	GRADE 4	GRADE 5	GRADE 6	GRADE 7	GRADE LE		
	Overall height 32.5in/825mm Seat to floor height 18in/457mm Overall width 23.5in/597mm Seat width 16.5in/419mm Overall depth 22in/589mm Seat depth 16.5in/419mm COM yardage .75yds/.7m Weight per chair 16lbs/7kgs Qty per box 4 Volume 15cu. ft./.42m3/box		9002D	136	157	178	199	251		DURABLE FOAM SEAT	
Mode - Arm Chair				Round tube chromed frame, black plastic arm caps. Stackable chair.							
	Overall height 32.5in/825mm Seat to floor height 18in/457mm Overall width 20.5in/521mm Seat width 16.5in/419mm Overall depth 22in/589mm Seat depth 16.5in/419mm COM yardage .75yds/.7m Weight per chair 14lbs/6kgs Qty per box 5 Volume 13cu. ft./.37m3/box		9001D	126	147	168	189	241		DURABLE FOAM SEAT	
Mode - Armless Chair				Round tube chromed frame. Stackable chair.							
	5 DAY EXPRESS Overall height 32in/813mm Seat to floor height 17.5in/445mm Overall width 24in/610mm Seat width 19in/483mm Overall depth 22in/559mm Seat depth 18in/457mm COM yardage 1yds/.9m Weight per chair 18lbs/8kgs Qty per box 4 Volume 15cu. ft./.42m3/box		9200D-PA-UB	212	238	264	290	342		DURABLE FOAM SEAT	
Monteray - Arm Chair											
	5 DAY EXPRESS Overall height 32in/813mm Seat to floor height 17.5in/445mm Overall width 20in/508mm Seat width 19in/483mm Overall depth 22in/559mm Seat depth 18in/457mm COM yardage 1yds/.9m Weight per chair 15lbs/8kgs Qty per box 5 Volume 13cu. ft./.37m3/box		9200D-00-UB	202	228	254	280	332		DURABLE FOAM SEAT	
Monteray - Armless Chair											

Mode Options

Stacking Chair
Dolly



For Models
9002D / 9001D
Code (9009X)
127.00

Monteray Options

Chair Frame (UB)



Black Finish

Stacking Chair
Dolly



For Models
9200
Code (9209X)
223.00

Molded arms (PA)






Black Finish

Stackable








**5 DAY
EXPRESS**

Adjacent product is available as part of our 5 Day Express Program.



STYLE	SPECIFICATIONS	DESIGN source international	PRODUCT	GRADE 3 COM	GRADE 4	GRADE 5	GRADE 6	GRADE 7	GRADE LE	DURABLE FOAM SEAT
	5 DAY EXPRESS Overall height 34in/864mm Seat to floor height 17.5in/445mm Overall width 25in/635mm Seat width 19.5in/495mm Overall depth 25in/635mm Seat depth 19in/483mm COM yardage 1.5yds/1.4m Weight per chair 20lbs/9kgs Qty per box 4 Volume 15cu. ft./.42m ³		9241D-PA-PB	312	338	364	390	442		DURABLE FOAM SEAT
			9241D-PA-PS	322	348	374	400	452		DURABLE FOAM SEAT
Arm - Stacking Chair - with inside curve radius back										
	5 DAY EXPRESS Overall height 34in/864mm Seat to floor height 17.5in/445mm Overall width 21in/533mm Seat width 19.5in/495mm Overall depth 25in/635mm Seat depth 19in/483mm COM yardage 1.5yds/1.4m Weight per chair 18lbs/8kgs Qty per box 4 Volume 13cu. ft./.37m ³		9241D-00-PB	302	328	354	380	432		DURABLE FOAM SEAT
			9241D-00-PS	312	338	364	390	442		DURABLE FOAM SEAT
Armless - Stacking Chair - with inside curve radius back										
	5 DAY EXPRESS Overall height 34in/864mm Seat to floor height 17.5in/445mm Overall width 25in/635mm Seat width 19.5in/495mm Overall depth 25in/635mm Seat depth 19in/483mm COM yardage 1.5yds/1.4m Weight per chair 20lbs/9kgs Qty per box 4 Volume 15cu. ft./.42m ³		9341D-PA-PB	322	348	374	400	452		DURABLE FOAM SEAT
			9341D-PA-PS	332	358	384	410	462		DURABLE FOAM SEAT
Arm - Stacking Chair - with outside curve radius back										
	5 DAY EXPRESS Overall height 34in/864mm Seat to floor height 17.5in/445mm Overall width 21in/533mm Seat width 19.5in/495mm Overall depth 25in/635mm Seat depth 19in/483mm COM yardage 1.5yds/1.4m Weight per chair 18lbs/8kgs Qty per box 4 Volume 13cu. ft./.37m ³		9341D-00-PB	312	338	364	390	442		DURABLE FOAM SEAT
			9341D-00-PS	322	348	374	400	452		DURABLE FOAM SEAT
Armless - Stacking Chair - with outside curve radius back										

Available Options

Chair Frame (PB)	Chair Frame (PS)	Stacking Chair Dolly	Molded Arms (PA)	Stackable
				
Black Finish	Silver Finish	For Models 9241D / 9341D Code (9309X) 254.00	Black Finish	





Mobile Chair (MB)

Mobile Chair (MS)

Mobile Chair	Mobile Chair
	
Black Finish Replace Code (PB) with (MB) Add 64.00	Silver Finish Replace Code (PS) with (MS) Add 64.00

5 DAY EXPRESS

Adjacent product is available as part of our 5 Day Express Program.

STYLE	SPECIFICATIONS	DESIGN source international	PRODUCT	GRADE 3 COM	GRADE 4	GRADE 5	GRADE 6	GRADE 7	GRADE LE	DURABLE FOAM SEAT
	5 DAY EXPRESS Overall height 48in/1219mm Seat to floor height 33in/838mm Overall width 25in/635mm Seat width 19.5in/495mm Overall depth 25in/635mm Seat depth 19in/483mm COM yardage 1.5yds/1.4m Weight per chair 24lbs/11kgs Qty per box 1 Volume 19cu. ft./.54m ³		9241D-PA-HB	412	438	464	490	542		DURABLE FOAM SEAT
			9241D-PA-HS	422	448	474	500	552		DURABLE FOAM SEAT
Stool - With Arms - with inside curve radius back										
	5 DAY EXPRESS Overall height 48in/1219mm Seat to floor height 33in/838mm Overall width 21in/533mm Seat width 19.5in/495mm Overall depth 25in/635mm Seat depth 19in/483mm COM yardage 1.5yds/1.4m Weight per chair 22lbs/10kgs Qty per box 1 Volume 17cu. ft./.48m ³		9241D-00-HB	402	428	454	480	532		DURABLE FOAM SEAT
			9241D-00-HS	412	438	464	490	542		DURABLE FOAM SEAT
Armless - Stool - with inside curve radius back										
	5 DAY EXPRESS Overall height 48in/1219mm Seat to floor height 33in/838mm Overall width 25in/635mm Seat width 19.5in/495mm Overall depth 25in/635mm Seat depth 19in/483mm COM yardage 1.5yds/1.4m Weight per chair 24lbs/11kgs Qty per box 1 Volume 19cu. ft./.54m ³		9341D-PA-HB	422	448	474	500	552		DURABLE FOAM SEAT
			9341D-PA-HS	432	458	484	510	562		DURABLE FOAM SEAT
Stool - With Arms - with outside curve radius back										
	5 DAY EXPRESS Overall height 48in/1219mm Seat to floor height 33in/838mm Overall width 21in/533mm Seat width 19.5in/495mm Overall depth 25in/635mm Seat depth 19in/483mm COM yardage 1.5yds/1.4m Weight per chair 20lbs/9kgs Qty per box 1 Volume 17cu. ft./.48m ³		9341D-00-HB	412	438	464	490	542		DURABLE FOAM SEAT
			9341D-00-HS	422	448	474	500	552		DURABLE FOAM SEAT
Armless - Stool - with outside curve radius back										

Available Options

Chair Frame (HB) Chair Frame (HS) Molded Arms (PA)



Black Finish



Silver Finish



Black Finish

**5 DAY
EXPRESS**

Adjacent product is available as part of our 5 Day Express Program.

What To Look For In An Ergonomic Chair



1. Look for a **backrest that is height adjustable** thus giving your back good support and customized comfort.
2. Look for a **contoured backrest** which will give your back the comfort that it requires. Select a chair designed to form to the natural curves of your spine.
3. Select a chair that has **good lower lumbar support**. It is an extremely important feature in reducing lower back fatigue and helping to improve posture.
4. **Kidney support** - this wonderful feature helps to remove pressure and strain from the lower back and kidney area. Perfect for spending long periods of time sitting in a chair.
5. Select a chair with a **comfortable head rest** as this will enhance the comfort and improve the support at the base of your neck. Try to select a chair that best contours to the natural shape of your body.
6. **Seat Cushion** - an important ergonomic feature that helps to improve the circulation in your legs. Look for adequate seat cushioning. Seat and back cushioning should be thick enough to support and displace your weight evenly.
7. Look for front seat to have a **waterfall design** for additional seating comfort.
8. Look for a **sculptured foam seat**. The contoured molded foam provides additional comfort and helps to improve circulation and to remove strain in the lower legs.
9. Look for armrest that will keep your arms in a comfortable position. This will greatly reduce the shoulder, back and neck strain that may occur from prolonged use of a chair. **Height adjustable arms** provide additional comfort.
10. **Mechanism controls** should be easily accessible when sitting in a chair. Sit in the chair and be sure that you can reach each adjustment control with little effort.
11. The **pneumatic lift** which adjusts the height of the chair allow you to adjust your seating position during the day with an easy on-touch action.
12. Look for chairs with the required **casters**. Select a chair with casters which are designed for either carpets, hard floor surfaces, or a combination of the two as the application requires.

Description of Chair Codes: How To Order

Example Code:

2700D	-05	-EA	-A4	-VA10
Style	mech	arm	base	fabric no.



DESIGN
source international

The Design Source International Advantage

executive • management • ergonomic • guest • task • industrial • accessories



DESIGN

SOURCE INTERNATIONAL

P. 905-669-1357 / 800-374-3375

F. 905-669-5564 / 800-329-9374

Email. info@ofgo.com

www.ofgo.com